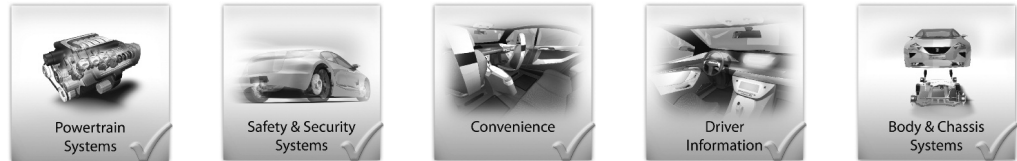


## Introduction



TE Connectivity has developed the AMP SUPERSEAL 1.5 SERIES Connector family to meet the increasing requirements for reliability and water proofness.

AMP SUPERSEAL 1.5 SERIES Connector exceed the requirements prescribed by IP 67 according IEC 60529 and DIN 40050-9 standards and has its application in the automotive, agriculture and industrial machinery.

For sensor application the AMP SUPERSEAL 1.5 SERIES Connector system is qualified as well.

### Advantages

- Compact system minimizes packaging requirements
- Sealing reliability proven under harsh conditions
- Designed for ease of manual harness assembly, engine mounting and under hood environments

### Applications

- Wire-to-Wire (1.5 mm) and ECU applications, under hood or any location where sealing is required
- Suitable for automotive, truck, bus, or off-road vehicles

## Receptacle Contacts

### Technical Features

**Contact Material:**

CuZn (Tab)  
CuSn (Receptacle)

**Contact Finish:**

tin plated

**Current Carrying Capacity:**

14 A max.

**Wire Size Range:**

0.35–2.5 mm<sup>2</sup>

**Insulation Diameter:**

1.2–3.3 mm FLR

**Extraction Tool:**

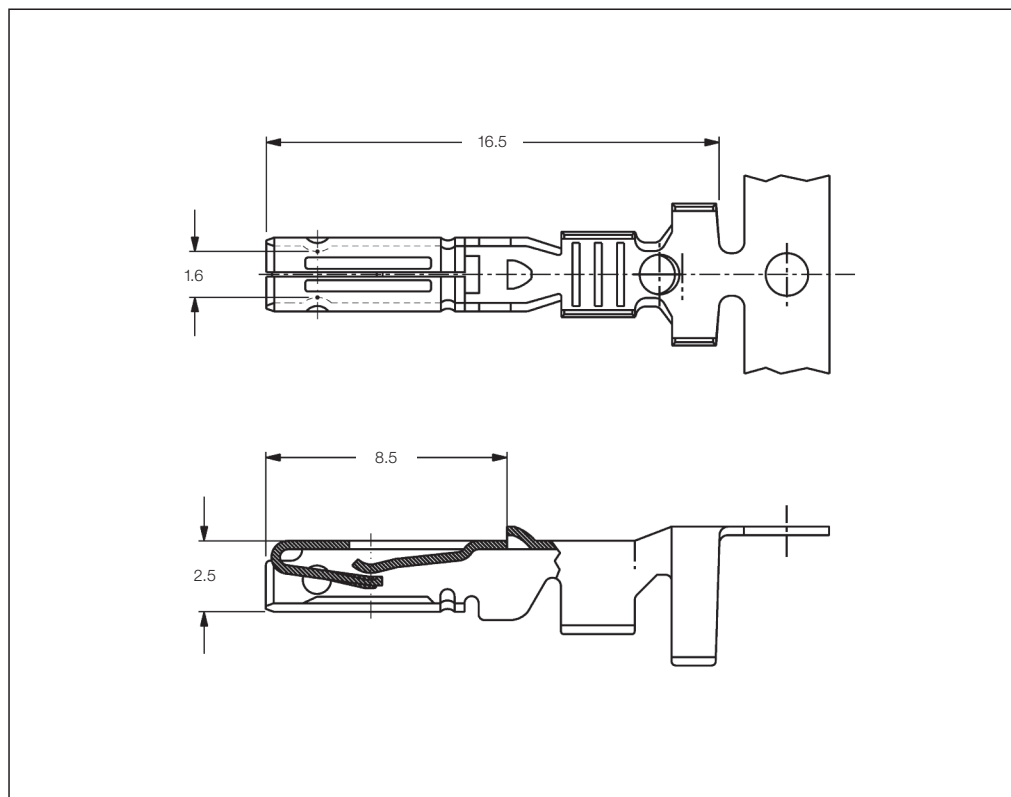
Part No. **9-1579007-1**

**Product Specification:**

108-20090

**Application Specification:**

114-20045



### 1.5 mm Receptacle Contacts

Wire Size Range (mm <sup>2</sup> )	Insulation Diameter (mm)		Material and Finish	Part Numbers					
	FLK	FLR		Strip Form	Package Quantity	Loose-Piece	Package Quantity	Applicator ♦	Hand Tool
0.35–0.50	1.45–2.20	1.2–1.6	CuSn, tin plated	282403-1	14,000	183035-1	5,000	x-1528347-x	2031676-1
0.75–1.50	2.40–3.35	1.7–2.4	CuSn, tin plated	282110-1	14,000	183025-1	5,000	x-1528018-x	2031676-1
1.5–2.5	3.15–3.80	2.2–3.3	CuSn, tin plated	282466-1	14,000	–	–	x-1426361-x	–

**Note:** All part numbers are RoHS and ELV compliant.

♦) The pre- and suffix for the applicators depends on the applied termination equipment.

## Tab Contacts

### Technical Features

**Contact Material:**

CuZn (Tab)  
CuSn (Receptacle)

**Contact Finish:**

tin plated, gold plated

**Current Carrying Capacity:**

14 A max.

**Wire Size Range:**

0.35–2.5 mm<sup>2</sup>

**Insulation Diameter:**

1.2–3.3 mm FLR

**Extraction Tool:**

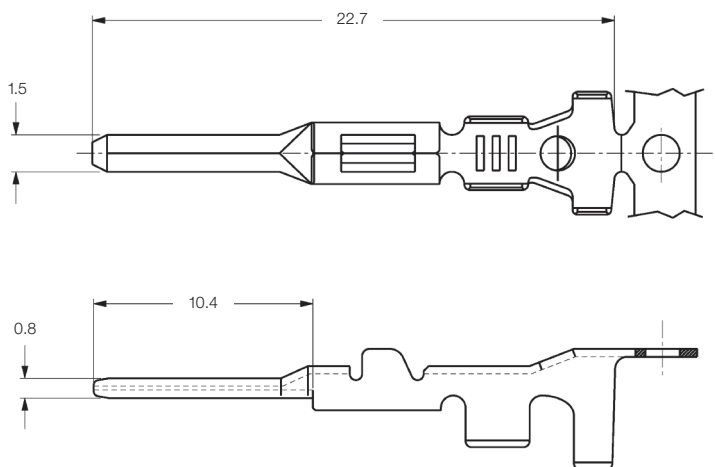
Part No. **9-1579007-1**

**Product Specification:**

108-20090

**Application Specification:**

114-20045



### 1.5 mm Tab Contacts

Wire Size Range (mm <sup>2</sup> )	Insulation Diameter (mm)		Material and Finish	Part Numbers				Applicator ♦	Hand Tool
	FLK	FLR		Strip Form	Package Quantity	Loose-Piece	Package Quantity		
0.35–0.50	1.45–2.20	1.2–1.6	CuZn, tin plated	282404-1	16,000	183036-1	5,000	x-1528199-x	2031676-1
			CuZn, gold plated	282404-3	16,000	–	–		
0.75–1.50	2.40–3.35	1.7–2.4	CuZn, tin plated	282109-1	16,000	183024-1	5,000	x-1528463-x	2031676-1
			CuZn, gold plated	282109-3	16,000	–	–		
1.5–2.5	3.15–3.80	2.2–3.3	CuZn, tin plated	282465-1	16,000	–	–	x-1528200-x	–

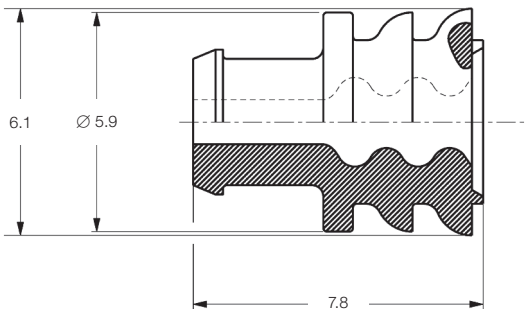
**Note:** All part numbers are RoHS and ELV compliant.

♦) The pre- and suffix for the applicators depends on the applied termination equipment.

Single Wire Seals and Cavity Plugs

**Technical Features**

- Made from silicon rubber material
- For insulation diameters of 1.2–3.3 mm
- Loose-piece wire seals are crimped simultaneously with the contacts



**Single Wire Seals and Cavity Plugs**

Insulation Diameter (mm)		Color	Part Number	Package Quantity
FLK	FLR			
–	1.2–1.6	Green	281934-4	50,000
–	1.7–2.4	Yellow	281934-2	50,000
–	2.5–3.3	Red	281934-3	50,000
Cavity Plugs		Red	282081-1	50,000

## Plug Housings

### Plug Housings

Utilizes Receptacle Contacts

#### Technical Features

##### Housing Material:

Polyamide 6.6 glass-filled

##### Color:

Black (other colors available)

Orange (closed cavities)

##### Secondary Lock:

Polyamide 6.6 glass-filled

##### Color:

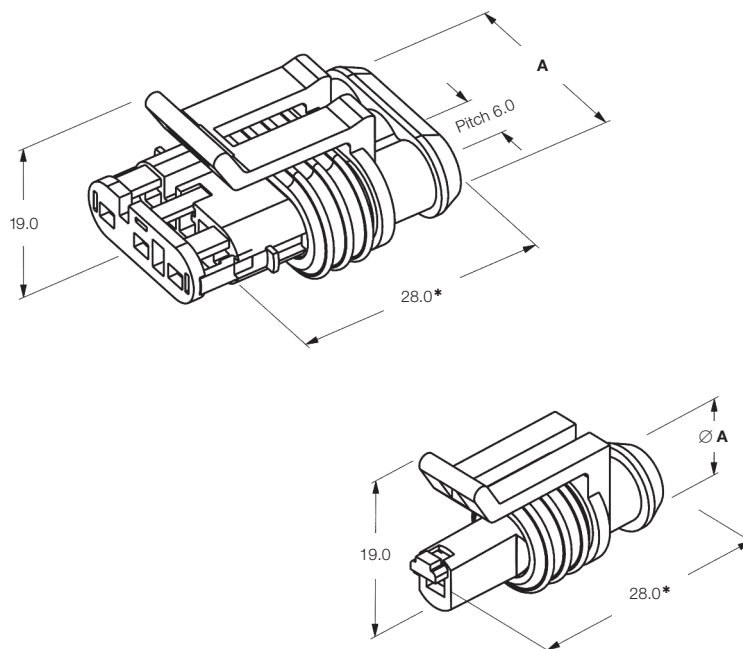
Red

##### Sealing:

Silicon Rubber

##### Color:

Yellow



(\*) with secondary lock closed

### Plug Housings

No. of Positions	Dimension A (mm)	Part Number	Package Quantity
1	9.3	282079-2	3,000
2	15.3	282080-1	1,600
3	21.3	282087-1	1,300
4	27.3	282088-1	1,000
5	33.3	282089-1	500
6	39.3	282090-1	400

### Plug Housings with Closed Cavities

No. of Positions	Dimension A (mm)	Part Number	Package Quantity
2	15.3	1745025-1	1,600
4	27.3	1745101-1	1,000
5	33.3	1745103-1	500

## Cap Housings

### Cap Housings

Utilizes Tab Contacts

Also suitable for panel mount application (see detail "X").

Locking clip not manufactured by TE Connectivity.

#### Technical Features

##### Housing Material:

Polyamide 6.6 glass-filled

##### Color:

Black (other colors available)  
Orange (closed cavities)

##### Secondary Lock:

Polyamide 6.6 glass-filled

##### Color:

Red

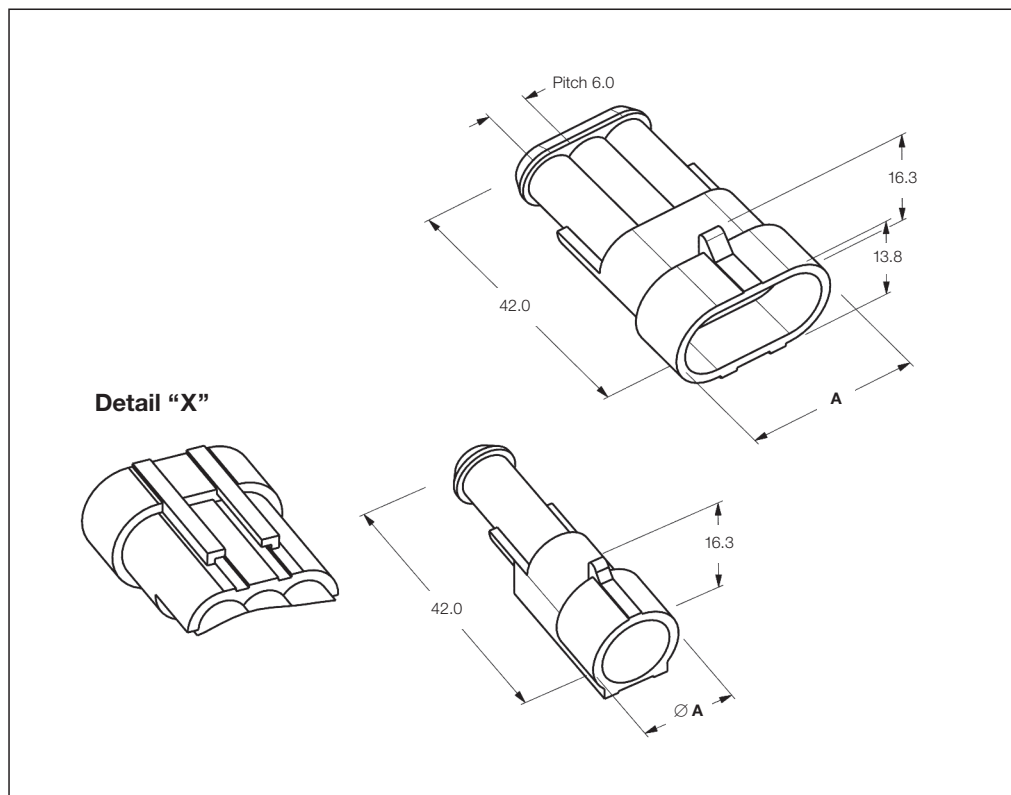
#### Extraction Tool for Secondary Lock of Cap Housing:

Part No. **785084-1**

#### Insertion Tool for Secondary Lock of Cap Housing:

Part No. **785061-1**  
for 1 and 2 positions

Part No. **785061-2**  
for 3–6 positions



#### Cap Housings

No. of Positions	Dimension A (mm)	Part Number	Package Quantity
1	13.8	282103-1	2,200
2	19.8	282104-1	1,500
3	25.8	282105-1	1,200
4	31.8	282106-1	500
5	37.8	282107-1	700
6	43.8	282108-1	550

#### Cap Housings with Closed Cavities

No. of Positions	Dimension A (mm)	Part Number	Package Quantity
2	19.8	1745022-1	1,500
3	25.8	1745020-1	1,200
5	37.8	1745018-1	700



Engineering Notes

A large grid area for engineering notes, consisting of a uniform pattern of small squares. A solid black rectangle is located on the left edge of the page, partially overlapping the grid.