



Features

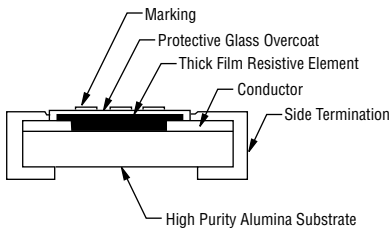
- RoHS compliant*
- 4 isolated resistors in an 0804 size package
- E24 series from 10 ohms to 1 megohm
- Concave termination style
- Resistance tolerance $\pm 5\%$
- Suitable for most types of soldering processes
- Paper tape on plastic reel for automatic placement

Model CAT10 - Chip Resistor Array

Characteristics

Number of Elements..... 4 (isolated)
 Power Rating per Resistor @ 70 °C
0.0625 W
 Package Power Rating @ 70 °C
0.250 W
 Operating Temperature Range
 -55 °C to +125 °C
 Derated to 0 Load @.....+125 °C
 Max. Working Voltage.....25 V
 Max. Overload Voltage50 V
 Resistance Tolerance $\pm 5\%$
 Resistance Range/E24 Series
 10 ohms to 1 megohm
 plus Zero-ohm Jumper
 T.C.R. ± 250 ppm/°C
 Packaging..... 10,000 pieces per reel

Construction

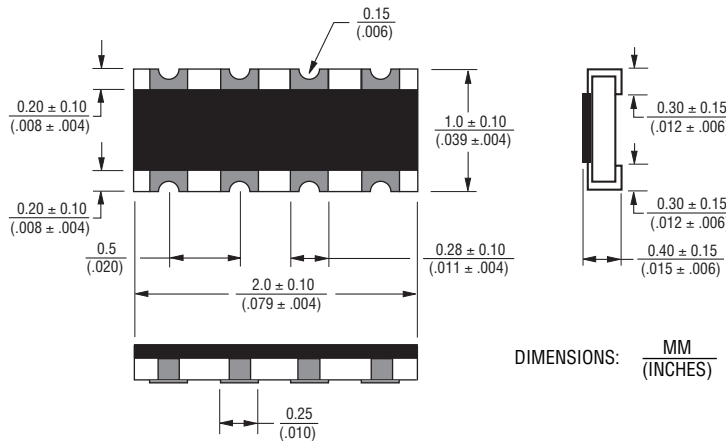


How To Order

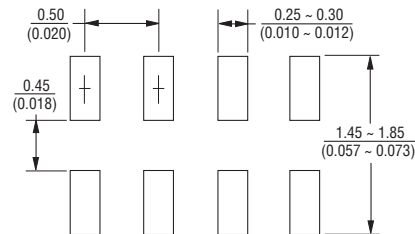
CA T 10 - 103 J 4 LF

Chip Arrays ————
 Type ————
 • T = Concave
 Model ————
 • 10 = 0804 Package Size
 Resistance Code ————
 • <10 ohms: "R" represents decimal point (example: 4R7 = 4.7 ohms)
 • ≥ 10 ohms: First two digits are significant, third digit represents number of zeros to follow (example: 474 = 470k ohms)
 • 000 = Zero Ohm Jumper
 Resistance Tolerance ————
 • J = $\pm 5\%$
 Resistors ————
 • 4 = 4 pcs.
 Terminations ————
 • LF = Tin-plated (RoHS compliant)

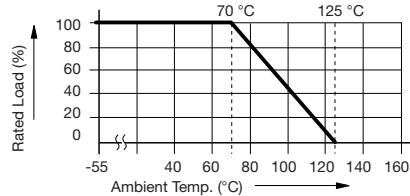
Product Dimensions



Land Pattern



Derating Curve



Isolated Circuit



Typical Part Marking

None on part. Label on reel will include part number.

For Standard Values Used in Capacitors, Inductors, and Resistors, [click here](#).

*RoHS Directive 2002/95/EC Jan. 27, 2003 including annex and RoHS Recast 2011/65/EU June 8, 2011. Specifications are subject to change without notice.

The device characteristics and parameters in this data sheet can and do vary in different applications and actual device performance may vary over time. Users should verify actual device performance in their specific applications.

Model CAT10 - Chip Resistor Array

BOURNS®

Soldering Profile for RoHS Compliant Chip Resistors and Arrays



Packaging Dimensions



DIMENSIONS: $\frac{\text{MM}}{\text{(INCHES)}}$

REV. 01/15

Specifications are subject to change without notice. The device characteristics and parameters in this data sheet can and do vary in different applications and actual device performance may vary over time. Users should verify actual device performance in their specific applications.

Mouser Electronics

Authorized Distributor

Click to View Pricing, Inventory, Delivery & Lifecycle Information:

Bourns:

[CAT10-5R1J4LF](#) [CAT10-222J4LF](#) [CAT10-000J4LF](#) [CAT10-300J4LF](#) [CAT10-100J4LF](#) [CAT10-331J4LF](#) [CAT10-7R5J4LF](#) [CAT10-221J4LF](#) [CAT10-121J4LF](#) [CAT10-102J4LF](#) [CAT10-101J4LF](#) [CAT10-160J4LF](#) [CAT10-560J4LF](#) [CAT10-3R0J4LF](#) [CAT10-330J4LF](#) [CAT10-130J4LF](#) [CAT10-681J4LF](#) [CAT10-181J4LF](#) [CAT10-104J4LF](#) [CAT10-510J4LF](#) [CAT10-471J4LF](#) [CAT10-105J4LF](#) [CAT10-133J4LF](#) [CAT10-151J4LF](#) [CAT10-152J4LF](#) [CAT10-200J4LF](#) [CAT10-202J4LF](#) [CAT10-270J4LF](#) [CAT10-271J4LF](#) [CAT10-333J4LF](#) [CAT10-360J4LF](#) [CAT10-473J4LF](#) [CAT10-511J4LF](#) [CAT10-620J4LF](#) [CAT10-683J4LF](#) [CAT10-820J4LF](#) [CAT10-472J4LF](#) [CAT10-272J4LF](#) [CAT10-390J4LF](#) [CAT10-103J4LF](#) [CAT10-470J4LF](#) [CAT10-332J4LF](#) [CAT10-241J4LF](#) [CAT10-220J4LF](#) [CAT10-180J4LF](#) [CAT10-750J4LF](#) [CAT10-150J4LF](#) [CAT10-180J4](#) [CAT10-330J4](#) [CAT10-240J4LF](#) [CAT10-203J4LF](#) [CAT10-223J4LF](#) [CAT10-430J4LF](#) [CAT10-910J4LF](#) [CAT10-562J4LF](#) [CAT10-393J4LF](#) [CAT10-563J4LF](#) [CAT10-682J4LF](#) [CAT10-514J4LF](#) [CAT10-512J4LF](#) [CAT10-153J4LF](#)