

Additional Features

- Patents pending

Applications

High Density Circuit Board Applications:

- Hard disk drives
- PC motherboards
- PC peripherals
- Point-of-sale (POS) equipment
- PCMCIA cards

MF-MSMD Series - PTC Resettable Fuses

BOURNS®

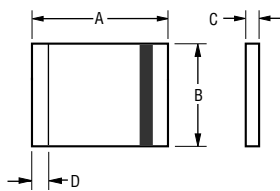
Product Dimensions

Model	A		B		C		D
	Min.	Max.	Min.	Max.	Min.	Max.	Min.
MF-MSMD010	$\frac{4.37}{(0.172)}$	$\frac{4.73}{(0.186)}$	$\frac{3.07}{(0.121)}$	$\frac{3.41}{(0.134)}$	$\frac{0.56}{(0.022)}$	$\frac{0.81}{(0.032)}$	$\frac{0.30}{(0.012)}$
MF-MSMD014	$\frac{4.37}{(0.172)}$	$\frac{4.73}{(0.186)}$	$\frac{3.07}{(0.121)}$	$\frac{3.41}{(0.134)}$	$\frac{0.56}{(0.022)}$	$\frac{0.81}{(0.032)}$	$\frac{0.30}{(0.012)}$
MF-MSMD020	$\frac{4.37}{(0.172)}$	$\frac{4.73}{(0.186)}$	$\frac{3.07}{(0.121)}$	$\frac{3.41}{(0.134)}$	$\frac{0.56}{(0.022)}$	$\frac{0.81}{(0.032)}$	$\frac{0.30}{(0.012)}$
MF-MSMD030	$\frac{4.37}{(0.172)}$	$\frac{4.73}{(0.186)}$	$\frac{3.07}{(0.121)}$	$\frac{3.41}{(0.134)}$	$\frac{0.56}{(0.022)}$	$\frac{0.81}{(0.032)}$	$\frac{0.30}{(0.012)}$
MF-MSMD050	$\frac{4.37}{(0.172)}$	$\frac{4.73}{(0.186)}$	$\frac{3.07}{(0.121)}$	$\frac{3.41}{(0.134)}$	$\frac{0.38}{(0.015)}$	$\frac{0.62}{(0.024)}$	$\frac{0.30}{(0.012)}$
MF-MSMD075	$\frac{4.37}{(0.172)}$	$\frac{4.73}{(0.186)}$	$\frac{3.07}{(0.121)}$	$\frac{3.41}{(0.134)}$	$\frac{0.38}{(0.015)}$	$\frac{0.62}{(0.024)}$	$\frac{0.30}{(0.012)}$
MF-MSMD110	$\frac{4.37}{(0.172)}$	$\frac{4.73}{(0.186)}$	$\frac{3.07}{(0.121)}$	$\frac{3.41}{(0.134)}$	$\frac{0.38}{(0.015)}$	$\frac{0.62}{(0.024)}$	$\frac{0.30}{(0.012)}$
MF-MSMD125	$\frac{4.37}{(0.172)}$	$\frac{4.73}{(0.186)}$	$\frac{3.07}{(0.121)}$	$\frac{3.41}{(0.134)}$	$\frac{0.30}{(0.012)}$	$\frac{0.48}{(0.019)}$	$\frac{0.30}{(0.012)}$
MF-MSMD150	$\frac{4.37}{(0.172)}$	$\frac{4.73}{(0.186)}$	$\frac{3.07}{(0.121)}$	$\frac{3.41}{(0.134)}$	$\frac{0.30}{(0.012)}$	$\frac{0.48}{(0.019)}$	$\frac{0.30}{(0.012)}$
MF-MSMD160	$\frac{4.37}{(0.172)}$	$\frac{4.73}{(0.186)}$	$\frac{3.07}{(0.121)}$	$\frac{3.41}{(0.134)}$	$\frac{0.30}{(0.012)}$	$\frac{0.48}{(0.019)}$	$\frac{0.30}{(0.012)}$
MF-MSMD200	$\frac{4.37}{(0.172)}$	$\frac{4.73}{(0.186)}$	$\frac{3.07}{(0.121)}$	$\frac{3.41}{(0.134)}$	$\frac{0.30}{(0.012)}$	$\frac{0.48}{(0.019)}$	$\frac{0.30}{(0.012)}$
MF-MSMD260	$\frac{4.37}{(0.172)}$	$\frac{4.73}{(0.186)}$	$\frac{3.07}{(0.121)}$	$\frac{3.41}{(0.134)}$	$\frac{0.25}{(0.010)}$	$\frac{0.48}{(0.019)}$	$\frac{0.30}{(0.012)}$

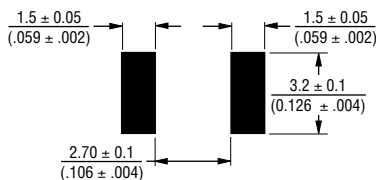
Packaging: 2000 pcs. per reel.

UNIT = $\frac{\text{MM}}{\text{(INCHES)}}$

Top and Bottom View Side View

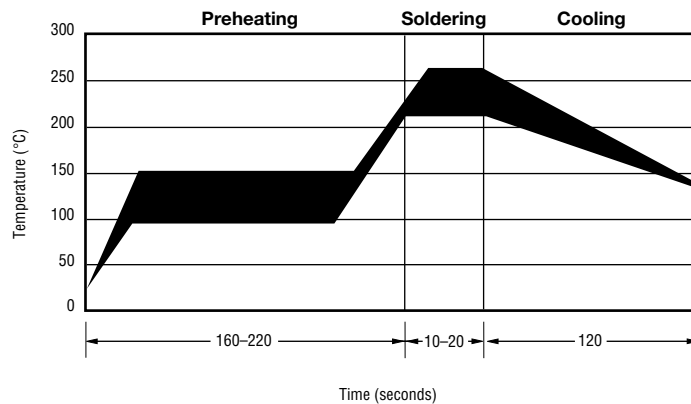


Recommended Pad Layout



Terminal material: solder-plated copper
 Termination pad solderability: Meets EIA Specification RS-186-9E, ANSI/J-STD-002 Category 3.

Solder Reflow Recommendations



Note:

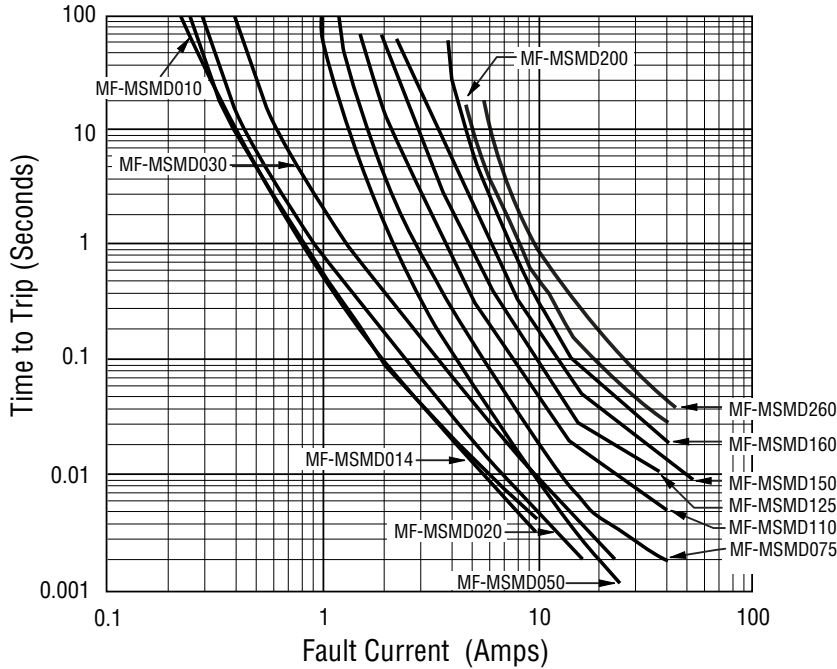
- MF-MSMD models can be wave soldered and reworked.
- If reflow temperatures exceed the recommended profile, devices may not meet the performance requirements.

Specifications are subject to change without notice.
 Customers should verify actual device performance in their specific applications.

MF-MSMD Series - PTC Resettable Fuses

BOURNS®

Typical Time to Trip at 23 °C



How to Order

MF - MSMD 075 - 2

Multifuse® Product Designator _____

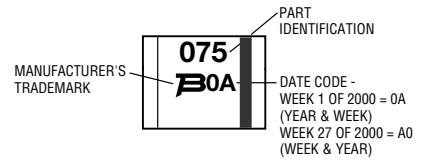
Series _____
 MSMD = 4.5 mm Surface Mount Component

Hold Current, I_{hold} _____
 010-260 (0.10 Amps - 2.60 Amps)

Packaging _____
 Packaged per EIA 481-1
 -2 = Tape and Reel

Typical Part Marking

Represents total content. Layout may vary.



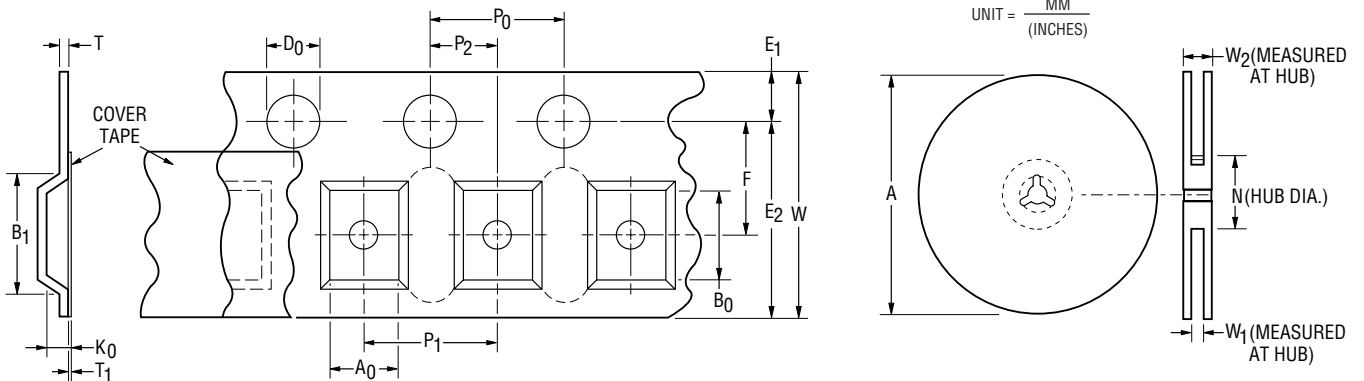
Thermal Derating Chart - I_{hold} / I_{trip} (Amps)

Model	Ambient Operating Temperature								
	-40 °C	-20 °C	0 °C	23 °C	40 °C	50 °C	60 °C	70 °C	85 °C
MF-MSMD010	0.16 / 0.32	0.14 / 0.28	0.12 / 0.24	0.11 / 0.22	0.08 / 0.16	0.07 / 0.14	0.06 / 0.12	0.05 / 0.10	0.03 / 0.06
MF-MSMD014	0.23 / 0.52	0.19 / 0.45	0.17 / 0.40	0.14 / 0.34	0.12 / 0.29	0.10 / 0.25	0.09 / 0.23	0.08 / 0.21	0.06 / 0.16
MF-MSMD020	0.29 / 0.58	0.26 / 0.52	0.23 / 0.46	0.20 / 0.40	0.17 / 0.34	0.15 / 0.30	0.14 / 0.28	0.12 / 0.24	0.10 / 0.20
MF-MSMD030	0.44 / 0.88	0.39 / 0.78	0.35 / 0.70	0.30 / 0.60	0.26 / 0.52	0.23 / 0.46	0.21 / 0.42	0.18 / 0.36	0.15 / 0.30
MF-MSMD050	0.77 / 1.54	0.68 / 1.36	0.59 / 1.18	0.50 / 1.00	0.44 / 0.88	0.40 / 0.80	0.37 / 0.74	0.33 / 0.66	0.29 / 0.58
MF-MSMD075	1.15 / 2.30	1.01 / 2.02	0.88 / 1.76	0.75 / 1.50	0.65 / 1.30	0.60 / 1.20	0.55 / 1.10	0.49 / 0.98	0.43 / 0.86
MF-MSMD110	1.59 / 3.18	1.43 / 2.86	1.26 / 2.52	1.10 / 2.20	0.95 / 1.90	0.87 / 1.74	0.80 / 1.60	0.71 / 1.42	0.60 / 1.20
MF-MSMD125	1.80 / 3.61	1.63 / 3.25	1.43 / 2.86	1.25 / 2.50	1.08 / 2.16	0.99 / 1.98	0.91 / 1.82	0.81 / 1.62	0.68 / 1.36
MF-MSMD150	2.17 / 4.34	1.95 / 3.90	1.72 / 3.44	1.50 / 3.00	1.30 / 2.59	1.18 / 2.37	1.09 / 2.18	0.97 / 1.94	0.82 / 1.64
MF-MSMD160	2.30 / 5.00	2.20 / 4.40	1.90 / 3.80	1.60 / 2.80	1.45 / 2.90	1.30 / 2.60	1.15 / 2.30	1.03 / 2.06	0.91 / 1.82
MF-MSMD200	3.08 / 6.14	2.71 / 5.39	2.35 / 4.62	2.00 / 4.01	1.80 / 1.61	1.60 / 3.19	1.50 / 2.98	1.07 / 2.12	0.80 / 1.58
MF-MSMD260	4.00 / 7.98	3.52 / 7.01	3.06 / 6.09	2.60 / 5.15	2.34 / 4.64	2.08 / 4.13	1.95 / 3.87	1.39 / 2.74	1.04 / 2.05

MF-MSMD, MF-USMD & MF-ESMD Series Tape and Reel Specs



Tape Dimensions	MF-MSMD Series per EIA-481-1	MF-USMD Series per EIA 481-1	MF-ESMD Series per EIA 481-2
W	$\frac{12.0 \pm 0.30}{(0.472 \pm 0.012)}$	$\frac{8.0 \pm 0.30}{(0.315 \pm 0.012)}$	$\frac{24.0 \pm 0.3}{(0.945 \pm 0.012)}$
P ₀	$\frac{4.0 \pm 0.10}{(0.157 \pm 0.004)}$	$\frac{4.0 \pm 0.10}{(0.157 \pm 0.004)}$	$\frac{4.0 \pm 0.1}{(0.157 \pm 0.004)}$
P ₁	$\frac{8.0 \pm 0.10}{(0.315 \pm 0.004)}$	$\frac{4.0 \pm 0.10}{(0.157 \pm 0.004)}$	$\frac{8.0 \pm 0.1}{(0.315 \pm 0.004)}$
P ₂	$\frac{2.0 \pm 0.05}{(0.079 \pm 0.002)}$	$\frac{2.0 \pm 0.05}{(0.079 \pm 0.002)}$	$\frac{2.0 \pm 0.1}{(0.079 \pm 0.004)}$
A ₀	$\frac{3.66 \pm 0.15}{(0.144 \pm 0.006)}$	MF-USMD005,010,020: $\frac{2.76 \pm 0.10}{(0.109 \pm 0.004)}$	MF-USMD035,050,075,110: $\frac{2.93 \pm 0.15}{(0.115 \pm 0.006)}$
B ₀	$\frac{4.98 \pm 0.10}{(0.196 \pm 0.004)}$	MF-USMD005,010,020: $\frac{3.5 \pm 0.1}{(0.138 \pm 0.004)}$	MF-USMD035,050,075,110: $\frac{3.56 \pm 0.1}{(0.140 \pm 0.004)}$
B ₁ max.	$\frac{5.9}{(0.232)}$	$\frac{4.35}{(0.171)}$	$\frac{20.1}{(0.791)}$
D ₀	$\frac{1.5 + 0.10/-0.00}{(0.059 + 0.004/-0)}$	$\frac{1.50 + 0.1/-0.0}{(0.059 + 0.004/-0)}$	$\frac{1.5 + 0.1/-0.0}{(0.059 + 0.004/-0)}$
F	$\frac{5.5 \pm 0.05}{(0.217 \pm 0.002)}$	$\frac{3.5 \pm 0.05}{(0.138 \pm 0.002)}$	$\frac{11.5 \pm 0.10}{(0.453 \pm 0.004)}$
E ₁	$\frac{1.75 \pm 0.10}{(0.069 \pm 0.004)}$	$\frac{1.75 \pm 0.10}{(0.069 \pm 0.004)}$	$\frac{1.75 \pm 0.10}{(0.069 \pm 0.004)}$
E ₂ min.	$\frac{10.25}{(0.404)}$	$\frac{6.25}{(0.246)}$	$\frac{22.25}{(0.876)}$
T max.	$\frac{0.6}{(0.024)}$	$\frac{0.6}{(0.024)}$	$\frac{0.6}{(0.024)}$
T ₁ max.	$\frac{0.1}{(0.004)}$	$\frac{0.1}{(0.004)}$	$\frac{0.1}{(0.004)}$
K ₀	$\frac{0.95 \pm 0.10}{(0.037 \pm 0.004)}$	MF-USMD005,010,020: $\frac{1.07 \pm 0.10}{(0.042 \pm 0.004)}$	MF-USMD035,050,075,110: $\frac{0.75 \pm 0.10}{(0.030 \pm 0.004)}$
Leader min.	$\frac{390}{(15.35)}$	$\frac{390}{(15.35)}$	$\frac{390}{(15.35)}$
Trailer min.	$\frac{160}{(6.30)}$	$\frac{160}{(6.30)}$	$\frac{160}{(6.30)}$
Reel Dimensions			
A max.	$\frac{185}{(7.28)}$	$\frac{185}{(7.28)}$	$\frac{360}{(14.17)}$
N min.	$\frac{50}{(1.97)}$	$\frac{50}{(1.97)}$	$\frac{60}{(2.36)}$
W ₁	$\frac{12.4 + 2.0/-0.0}{(0.488 + 0.079/-0.0)}$	$\frac{8.4 + 1.5/-0.0}{(0.331 + 0.059/-0)}$	$\frac{24.4 + 2.0/-0.0}{(0.961 + 0.079/-0)}$
W ₂ max.	$\frac{18.4}{(0.724)}$	$\frac{14.4}{(0.567)}$	$\frac{30.4}{(1.20)}$



Specifications are subject to change without notice.
Customers should verify actual device performance in their specific applications.

Mouser Electronics

Authorized Distributor

Click to View Pricing, Inventory, Delivery & Lifecycle Information:

Bourns:

[MF-MSMD014-2](#) [MF-MSMD010-2-6](#) [MF-MSMD050-1](#) [MF-MSMD050-2](#) [MF-MSMD075/24-2](#) [MF-MSMD150-2](#) [MF-MSMD150-2-7](#) [MF-MSMD075-2](#) [MF-MSMD020-2](#) [MF-MSMD030-2](#) [MF-MSMD160-2](#) [MF-MSMD110/16-2](#) [MF-MSMD125-2](#) [MF-MSMD010-2](#) [MF-MSMD110-2](#) [MF-MSMD200-2](#) [MF-MSMD260-2](#)