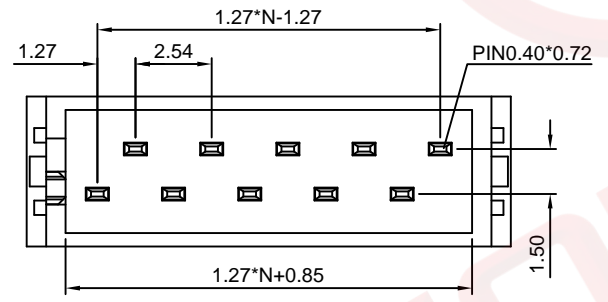
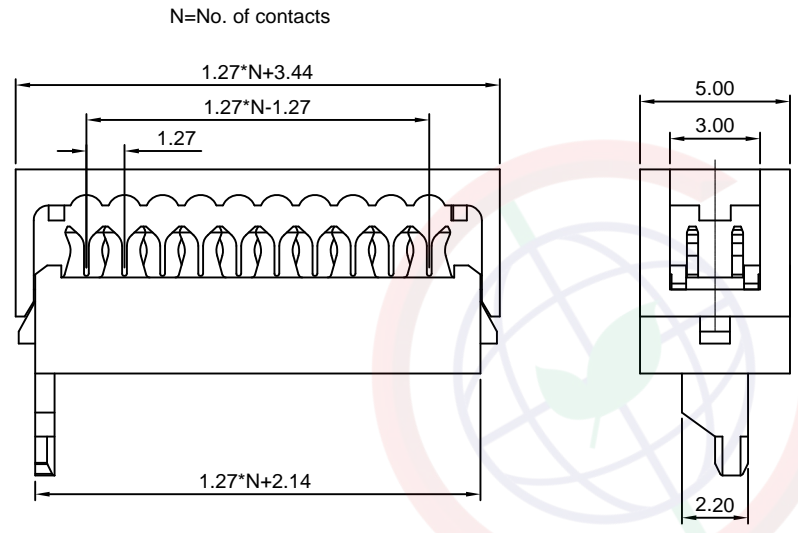


Dept	
Qty	
DC	1
ED	1
IE	1
ISO	1
PD	1
R&D	1
SD	1
QA	1
QC	1
QE	1

The information provided herein is from CONNELY Electronic Co., Ltd. and is confidential. Any disclosure to a party other than the recipient is prohibited. The intellectual properties and its rights contained herein, including but not limited to, trademarks, patents, copyrights, trade secrets, and technical know-how, are owned exclusively by CONNELY or its affiliates. Unauthorized use or reproduction of any part of this document is strictly prohibited. CONNELY may enforce its intellectual property rights at its own discretion, failures or delays to exercise such rights does not constitute a waiver of such rights.

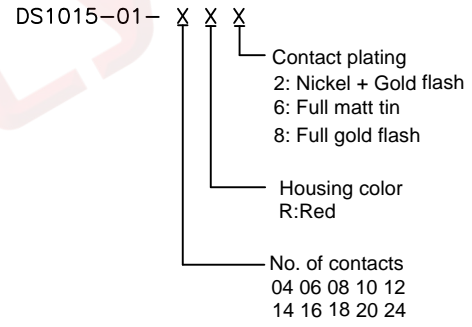
REV.	DESCRIPTION	DRAWN	CHECKED	APPROVED
A	NEW RELEASE	YCH 03/11/11'		LJC 03/11/11'
B	DRAWING UPDATE	JLZ 08/27/18'		



(Series Image-Reference Only)

NOTES:

- Material
 - 1.1 Insulator:Thermoplastic(UL 94V-0).
 - 1.2 Contact: Copper alloy.
- Specification
 - 2.1 Temperature range:-40°C~+105°C.
 - 2.2 Contact resistance:30mΩ max.
 - 2.3 Insulation resistance:1000MΩ min.
 - 2.4 Dielectric withstanding voltage:AC 500V per minute.
 - 2.5 Voltage rating: 100V AC/DC.
 - 2.6 Current rating: 1.5A Max.
- Product number code:



GENERAL TOLERANCE		ANGLE TOLERANCE		PROJECTION		TITLE	MICRO MATCH	
X.	±0.60	X.	±5°	UNITS	mm	MALE ON WIRE CONNECTOR		
.X	±0.38	.X	±3°	SHEET SIZE	A4	SERIES	DS1015-01 SERIES	
.XX	±0.25	.XX	±2°	晨翔电子有限公司 CONNFLY CONNELY ELECTRONIC CO. LTD				
DRAWING TYPE		CUSTOMER						
SCALE	1:1	SHEET	1 OF 1					
DRAWING NO.		C-DS1015-01-XXX-B						