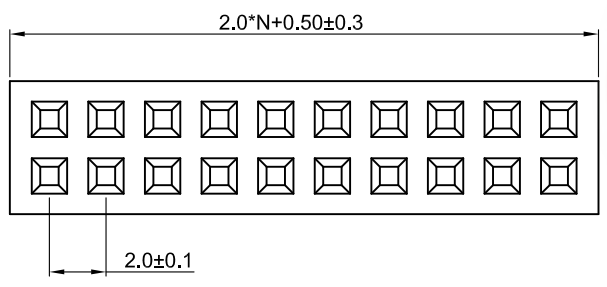


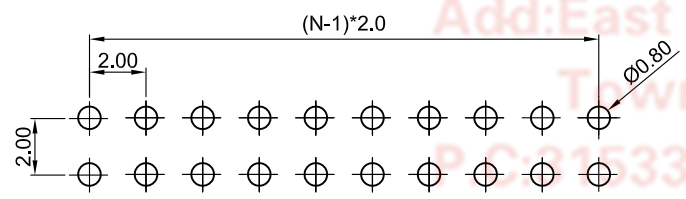
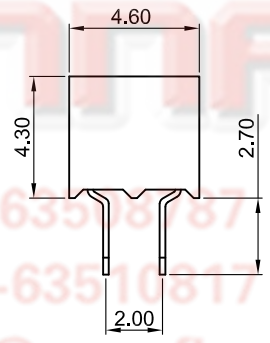
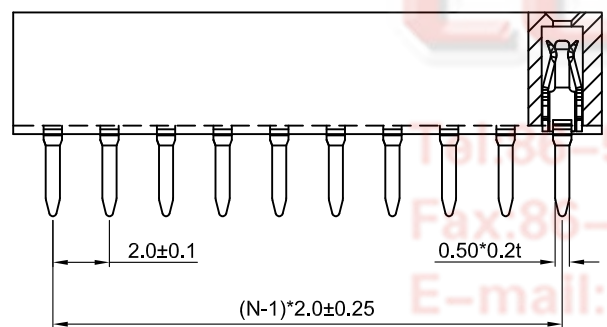
The information provided herein is from CONNELY Electronic Co., Ltd. and is confidential. Any disclosure to a party other than the recipient is prohibited. The intellectual properties and its rights contained herein, including but not limited to, trademarks, patents, copyrights, trade secrets, and technical know-how, are owned exclusively by CONNELY or its affiliates. Unauthorized use of this information in any format or manner, CONNELY may enforce its intellectual property rights at its own discretion; failures or delays to exercise such rights does not constitute a waiver of such rights.

1 2 3 4 5 6 7 8

REV.	DESCRIPTION	DRAWN	CHECKED	APPROVED
A	NEW RELEASE	LJH 09/22/05'		LJC 09/22/05'
B	MOLD CHANGE	JLZ 07/25/14'		LJC 07/25/14'
C	DRAWING UPDATE	JLZ 09/04/19'		



N=Number of contacts/2



RECOMMEND PCB LAYOUT
(TOLERANCE=±0.05)

Notes:

Specifications:

- Contact Resistance: 20mΩ Max.
- Insulation Resistance: 1000MΩ Min.
- Dielectric Withstanding Voltage: 500V AC(rms) For 1 Minute.
- Current Rating:2A.
- Temperature: -40°C~+105°C.

Materials:

- Contact Material: Copper Alloy.
- Contact Plating: Gold Plating Over Nickel.
- Insulator Material: High temp,Black,UL94-V0.

Product Number Code:

DS1026-05 - X X X X X

- Contacts type
V:V/T type
- Housing color
B:Black
- Contact plating
8: Full gold flash
- Connector type
S:Socket
- No.of contacts
2x2-2x40

GENERAL TOLERANCE		ANGLE TOLERANCE	
X.	±0.60	X.	±5°
.X	±0.38	.X	±3°
.XX	±0.25	.XX	±2°

DRAWING TYPE	CUSTOMER		
SCALE	1:1	SHEET	1 OF 1
DRAWING NO.	C-DS1026-05-XXXXX-C		

PROJECTION		TITLE	2.00mm Female Header
UNITS	mm		Double Row V/T Type
SHEET SIZE	A4	SERIES	DS1026-05 SERIES

晨翔电子有限公司
CONNFLY CONNELY ELECTRONIC CO. LTD

1 2 3 4 5 6 7 8