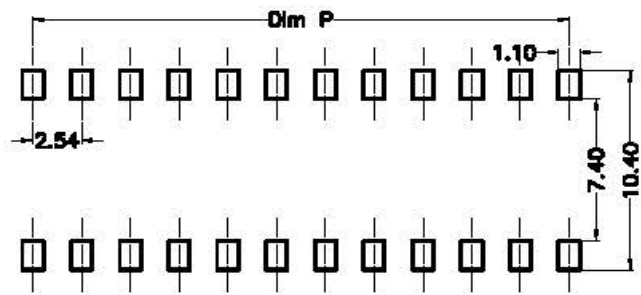
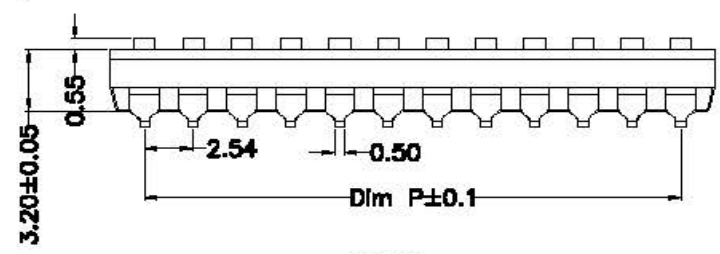
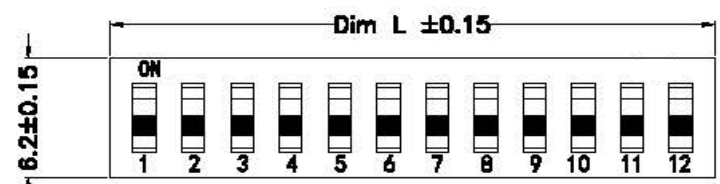


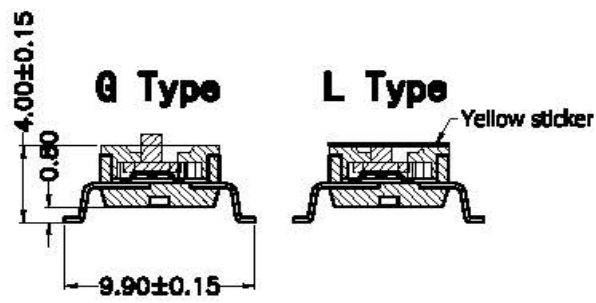
REV.	DESCRIPTION	DATE	DRAWN	APPROVED
A1	DWG.REL	2015/4/B	FANG	YANG



Poles	Dim P	Dim L
1P	—	3.54
2P	2.54	6.08
3P	5.08	8.62
4P	7.62	11.16
5P	10.16	13.70
6P	12.70	16.24
7P	15.24	18.78
8P	17.78	21.32
9P	20.32	23.86
10P	22.86	26.40
11P	25.40	28.94
12P	27.94	31.48



P. O. B. LAYOUT

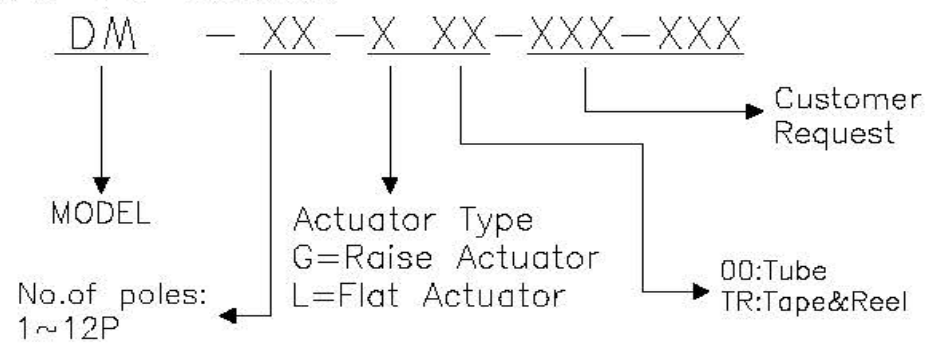


说明:
 1, 一般公差: 10mm以上—±0.2mm.
 10mm以内—±0.1mm.
 2, 材质与性能详见附件.

Specifications

• Contact Rating	Switching.....25mA,24VDC
	Non-Switching.....100mA,50VDC
• Contact Resistance	Initial.....50m Ω/Max
	After Reliability Test..... 100m Ω/Max
• Insulation Resistance 100MΩ/Min. at 500 VDC
• Dielectric Strength 500VAC/1minute
• Operating Force 800g /max
• Travel0.9mm
• Mechanical Life5,000 cycles (Min.)
• Electrical Life2,000 cycles
• Operating Temperature-20℃~+70℃
• Storage Temperature-40℃~+85℃

HOW TO ORDER



GENERAL TOLERANCE		ANGLE TOLERANCE		PROJECTION		TITLE
X.	±0.5	X'	±5°	UNITS	mm	
.X	±0.3	.X'	±3°	SHEET SIZE	A4	SERIES
.XX	±0.1	.XX'	±1°			
DRAWING TYPE		CUSTOMER		乐清市戴尔电子有限公司 YUEQING DAIER ELECTRON CO., LTD		
SCALE	1:1	SHEET	1 OF 1			
DRAWING NO.	XP0012016-xxxx					