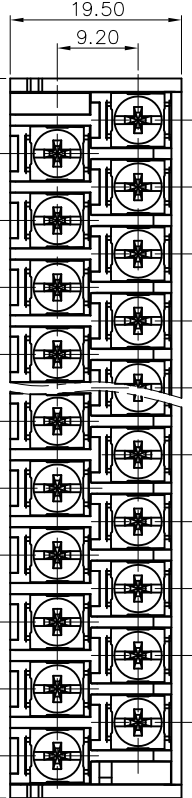


B DIRECTION

(W/O COVER)

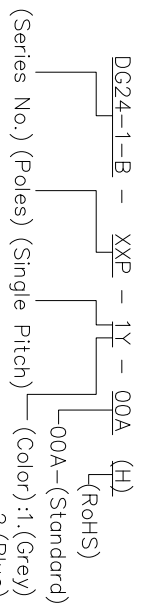
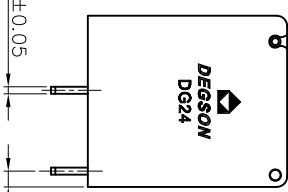
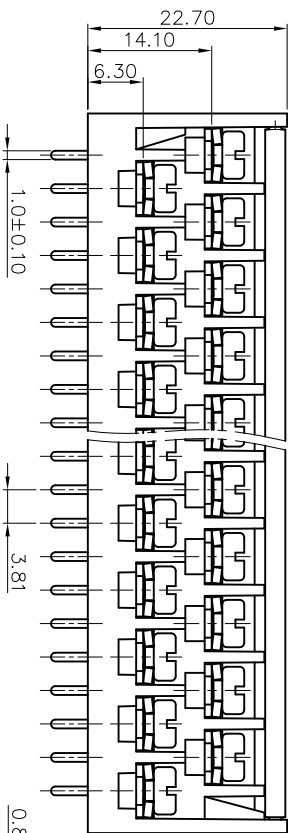
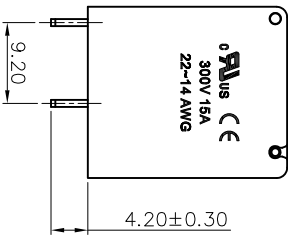
(N/2-1)X7.62



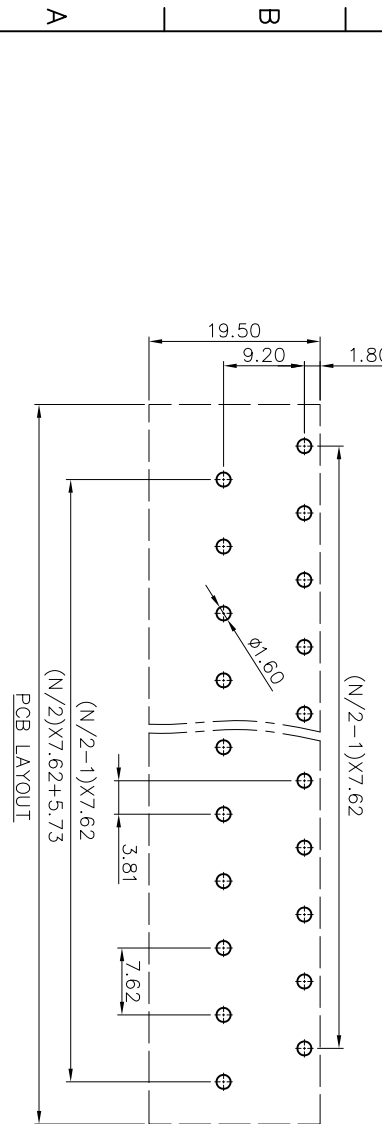
(N/2-1)X7.62

(N/2)X7.62+5.73

B DIRECTION



- (Series No.) (Poles) (Single Pitch) (Color): 1.(Grey)
 2.(Blue)
 3.(Black)
 4.(Green)
 5.(Orange)
 6.(Red)
 7.(Transparent)
 8.(Yellow)
 9.(White)



DETACHED LISTS	
PART NO.:	/
APPD:	/
CHKD:	/
DRFT:	/
THIRD ANGLE PROJECTION	
NAME:	DEGSON 宁波高松电子有限公司 NINGBO DEGSON ELECTRICAL CO., LTD
TITLE:	CUSTOMER DRAWING
DRAWING NO.:	/
REV	DO
SHEET	1/1
SCALE	1:1

REVISION RECORD			
REV	ECN	DESCRIPTION	DRFT DATE

NOTES1:

- UL Standard
- 1.Rated Voltage/Current : 300V / 15A
- 2.Torque Value : M3.0 , 4.43lb.in
- 3.Wire Range : 14~22AWG

NOTES2:

- 1.Dimension shall be interpreted per ASME Y14.5-2009
- 2.Pitch : 7.62mm; Poles : N=6,8,10,12,14, 16,18,20,22,24,26,28,30,32,36,40,44,48P
- 3.Withstanding Voltage : AC1600V/1Min.
- 4.Operating temperature : -40C~+105C
- 5.Undimensioned Tolerances:

Pitch range in mm	Nominal dimension range in mm	Over	Over	Over	Over	Over
6	10	30	60	100	150	0.1/10
TO 10	TO 10	TO 10	TO 10	TO 10	TO 10	≤
10	24	30	60	100	150	±2°
±0.15	±0.20	±0.30	±0.30	±0.50	±0.70	±1.00
						±1.30

6.RoHS Compliance