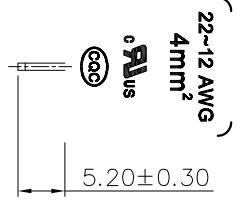
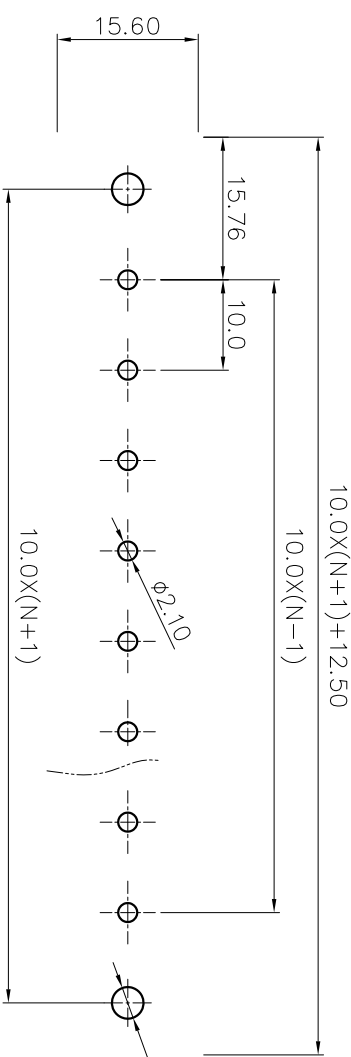
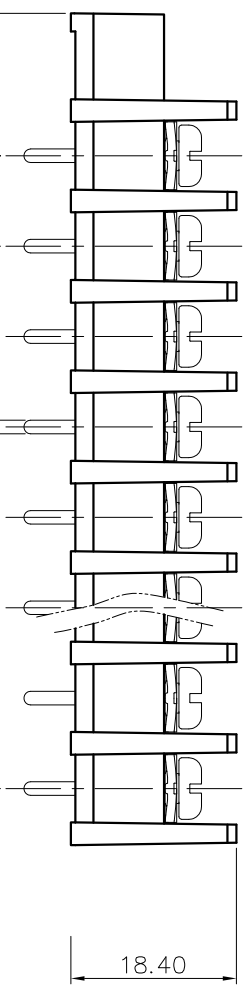
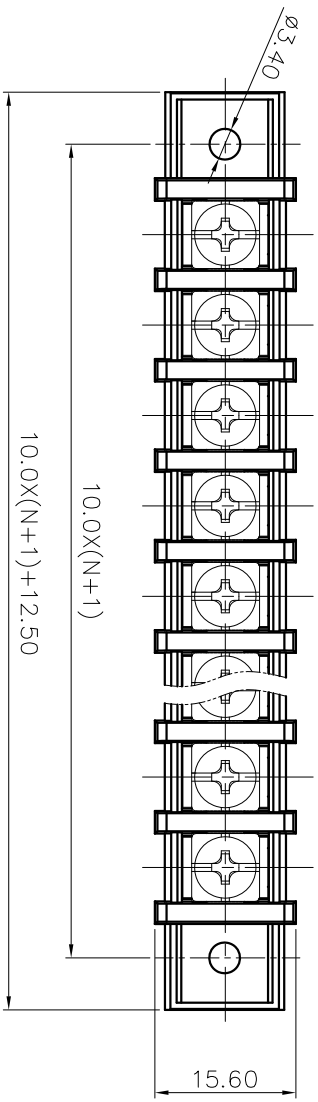
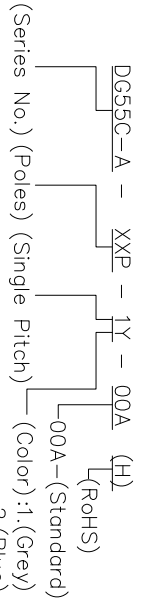


REVISION RECORD			
REV	ECN	DESCRIPTION	DRFT DATE



Pitch	range	in mm	Nominal dimension	range	in mm	Over	Under
6	10	TO	30	60	100	150	0.1/0
10	24	TO	60	100	150	150	<
15	30	TO	100	150	150	150	<
20	60	TO	150	150	150	150	<
30	60	TO	150	150	150	150	<
40	70	TO	150	150	150	150	<
50	70	TO	150	150	150	150	<
60	70	TO	150	150	150	150	<
70	70	TO	150	150	150	150	<
80	70	TO	150	150	150	150	<
90	70	TO	150	150	150	150	<
100	70	TO	150	150	150	150	<
110	70	TO	150	150	150	150	<
120	70	TO	150	150	150	150	<
130	70	TO	150	150	150	150	<
140	70	TO	150	150	150	150	<
150	70	TO	150	150	150	150	<
160	70	TO	150	150	150	150	<
170	70	TO	150	150	150	150	<
180	70	TO	150	150	150	150	<
190	70	TO	150	150	150	150	<
200	70	TO	150	150	150	150	<
210	70	TO	150	150	150	150	<
220	70	TO	150	150	150	150	<
230	70	TO	150	150	150	150	<
240	70	TO	150	150	150	150	<
250	70	TO	150	150	150	150	<
260	70	TO	150	150	150	150	<
270	70	TO	150	150	150	150	<
280	70	TO	150	150	150	150	<
290	70	TO	150	150	150	150	<
300	70	TO	150	150	150	150	<

6. RoHS Compliance



- (Series No.) (Poles) (Single Pitch) (Color) :1.(Grey)
 2.(Blue)
 3.(Black)
 4.(Green)
 5.(Orange)
 6.(Red)
 7.(Transparent)
 8.(Yellow)
 9.(White)

PCB LAYOUT

DETACHED LISTS	
PART NO.:	/
APPD:	/
CHKD:	/
DRFT:	/
THIRD ANGLE PROJECTION	
NAME:	DEGSON 宁波高松电子有限公司 NINGBO DEGSON ELECTRICAL CO., LTD
TITLE:	CUSTOMER DRAWING
DRAWING NO.:	/
REV	DO
SHEET	1/1
SCALE	1:1

A 8 7 6 5 4 3 2 1