

TO: Platan

主要材料 Main Material		印字样式及成品图 MARK&OUTLINE
组 件 Items	材料名称 Name of Material	
薄 膜 Film	金属化聚丙烯稀薄膜 Metalized Polypropylene film	
导 线 Wire	镀锡铜线 (CU) CU Wire	
外 壳 CASE	PBT UL94V-0 阻燃灰色塑胶外壳 PBT CASE (UL94V-0) - GREY	
注型剂 Epoxy	UL94V-0 阻燃灰色环氧树脂 GREY Epoxy resin coating (UL94V-0)	

Part No	规 格 Type	成品尺寸 Dimention (mm)					
		W	H	T	P	L	DΦ
C2410635H6K2N3AA00	C24106K250V	32	28	17	27.5	15	0.8

客户签承栏 CUSTOMER CONFIRM			创仕鼎承办栏 CSD OFFER		
核准 APPROVED BY	检验 CHECKED BY	承认签章 STAMP	核准 APPROVED BY	审核 MADE BY	工程签章 STAMP
					张锡炼
日期 DATE			日期 DATE	2022-06-07	

SHENZHEN CHUANGSHIDING ELECTRONICS CO.,LTD.

Address: Tower 3, NanTai YunChuang Valley, Tangwei, Fenghuang St. , Guangming District, 518107, Shenzhen, China

TEL: 0755—29948886 29948363

FAX: 0755—29948916

HTTP://WWW.CSDIN.COM

E—MAIL:SALES@CSDIN.COM

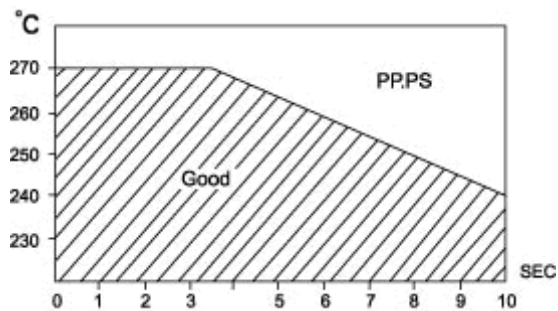
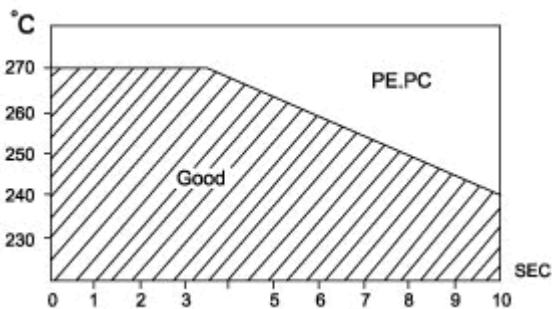
CSD-BDE-08

Specifications 规范											
Item 项次	Part NO. 料号		Cap 容量(UF)	公差	V _R (VDC)	Dimension(尺寸)mm					
						W	H	T	P	L	d
1	C2410635H6K2N3AA00		10.0	±10%	250	32	28	17	27.5	15	0.8
2											
3											
Item 项次	Name 品名	Description 内容		MARK 印字						COLOR: GREY	
1	Film	Metalized Polypropylene film									
2	Wire	CU Wire									
3	Epoxy	Epoxy resin coating (UL94V-0) GREY									
4	Case	(PBT CASE (UL94V-0))- GREY									
Operating temperature rang 使用温度范围			Max. operating temperature T _{op,max} 最高使用温度						+110℃		
			Lower category temperature T _{min} 下限温度						-40℃		
Operating AC voltage V _{op} at high temperature 高温交流电压			T _A (°C)环境温度		AC voltage AC 电压						
			T _A ≤100		V _{OP} =1.0 · V _{AC} (continuously)						
			T _A ≤100		V _{OP} =1.25 · V _{AC} (1000 h)						
Dissipation factor tan δ 损耗角正切 tan δ			DF≤0.001 (Temperature at 20 ± 1 °C; Frequency at 1 ± 0.1KHZ; Voltage at rmsl ± 0.1V)								
Insulation resistance R _{ins} or time constant τ=C _R · R _{ins} at ,RH≤65% 20℃绝缘电阻或时间常数			C _R ≤0.33uF		C _R >0.33uF			充电电压 100VAC			
			15000M Ω		5000 M Ω · uf			充电时间 60S			
Passive flammability category to IEC 40 (CO) 752			C								
DC test voltage 直流测试电压			1.6 *V _R (DC) 60S								
Life test 寿命试验			1000h/85℃/V _R · 1.25 每小时将电压升至 1000VAC/60HZ, 时间为 0.1 秒, 每一电容加一 17 Ω 的电阻								
Limit values after damp heat test 试验后限值			Capacitance change 容量变化 ΔC/C		≤10%						
			Dissipation factor change Δtan δ 损耗角正切变化 Δtan δ		≤5 · 10 ⁻³ (at 1kHz)						
			Insulation resistance R _{ins} 绝缘电阻		≥50% of minimum						
			or time constant τ = C _R · R _{ins} 或时间常数		as-delivered values						
Failure rate λ 失效率			1 fit(≤1. 10 ⁻⁹ /h)at 0.5 · V _R ,40℃								
Service life t _{SL} 使用寿命			>30000h at 1.0 · V _R · T _A ≤85℃								
Total failure failure due to variation of parameters 完全失效 故障原因 的变化参数			open circuit 开路								
			Capacitance change 容量变化 ΔC/C		>10%						
			Dissipation factor tan δ 损耗角正切 tan δ		>2. upper limit value 上限值						
			Insulation resistance R _{ins} 绝缘电阻		<150 M Ω (C _R ≤0.33 uF)						
			or time constant τ =C _R · R _{ins} 时间常数		<50S (C _R ≤0.33 uF)						
客户 承认	核准	审核	确认	DIN	核准	审核	承办	日期	设计编号		
							Zhang	2022-06-07			

薄膜电容性能参数 Electrical Characteristics of Film Capacitor

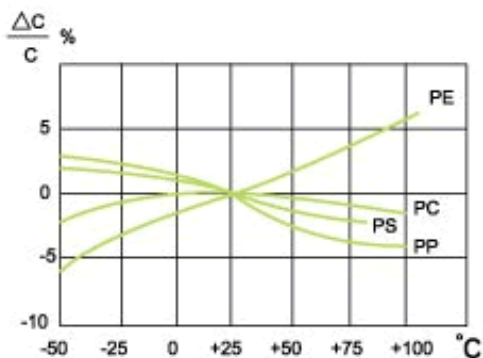
1. 焊接温度与时间对比

Soldering Temperature VS Time



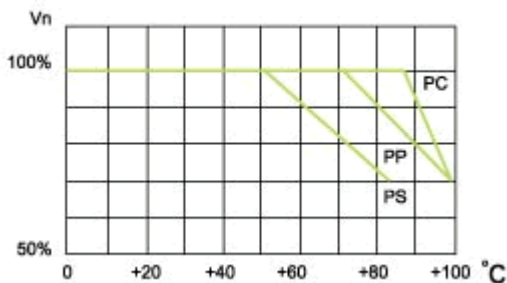
2. 温度性能

Temperature Characteristic



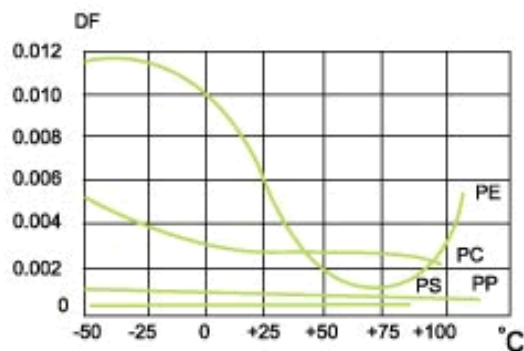
容量变化率与温度的关系

Capacitance vs. Temperature



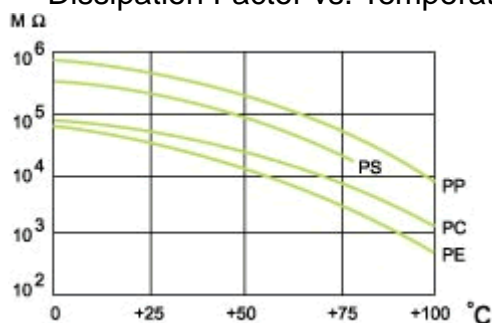
使用电压与温度的关系

Operation voltage vs. Temperature



损耗角正切与温度的关系

Dissipation Factor vs. Temperature

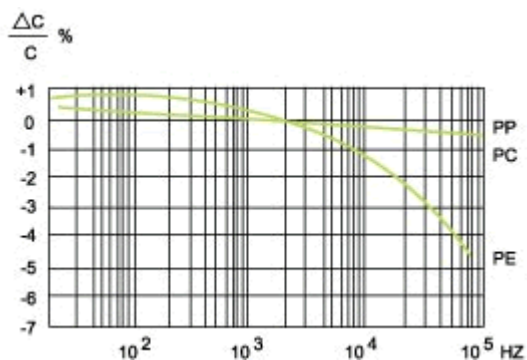


绝缘电阻与温度的关系

(CR value) IR vs. Temperature

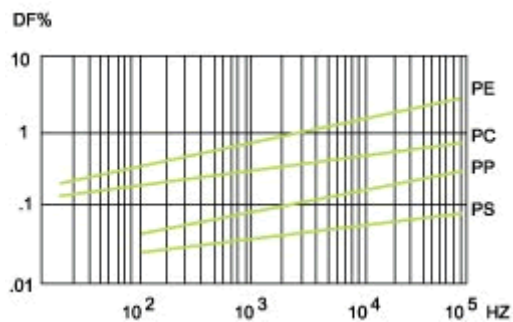
3. 频率性能

Frequency Characteristics



容量变化率与频率的关系

Capacitance vs. Frequency



损耗角正切与频率的关系

Dissipation Factor vs. Frequency