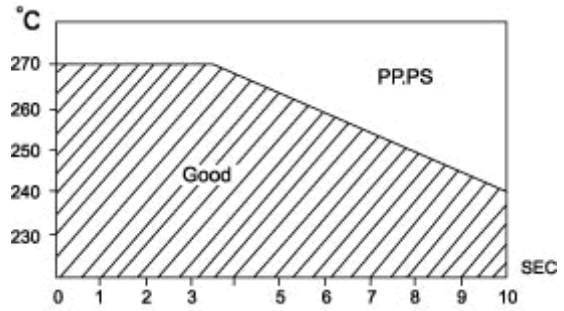
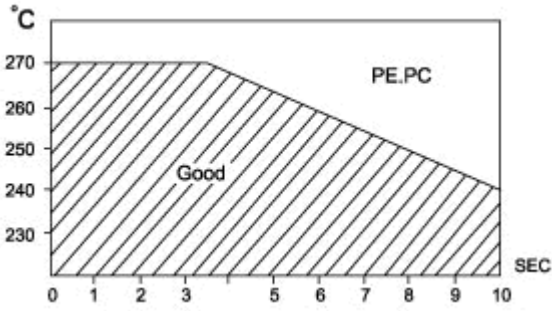


Specifications 规范										
Item 项次	Part NO. 料号	Cap 容量(UF)	公差	V _R (VAC)	Dimension(尺寸)mm					
					W	H	T	P	L	D
1	C682233DEEKS2CAA00	0.022	±10%	300	18	13.5	7.5	15	15	0.8
2										
3										
4										
Item 项次	Name 品名	Description 内容	MARK 印字					COLOR: GREY		
1	Film	Metallized Polypropylene film						COLOR: GREY		
2	Wire	Φ0.8mmCP wire								
3	Epoxy	(Compliance with UL94V-0)Flame-retardant epoxy resin.								
4	Case	(Compliance with UL 94V-0) Flame-retardant plastic case.								
Operating temperature rang 使用温度范围		Max. operating temperature T _{op,max} 最高使用温度				+110℃				
		Lower category temperature T _{min} 下限温度				-40℃				
Operating AC voltage V _{op} at high temperature 高温交流电压		T _A ≤100		V _{OP} =1.0 · V _{AC} (continuously)						
		T _A ≤100		V _{OP} =1.25 · V _{AC} (1000 h)						
Dissipation factor tan δ 损耗角正切 tan δ		DF≤0.001 (Temperature at 20 ± 1 °C; Frequency at 1±0.1KHZ; Voltage at rmsl ±0.1V)								
Insulation resistance R _{ins} or time constant τ=C _R · R _{ins} at ,RH≤65% 20℃绝缘电阻或时间常数		C _R ≤0.33uF		C _R >0.33uF		充电电压 100VAC				
		15000M Ω		5000 M Ω · uf		充电时间 60S				
Passive flammability category to IEC 40 (CO) 752		B								
DC test voltage 直流测试电压		4000V(DC) 2S								
Life test 寿命试验		1000h/110℃/V _R · 1.25 每小时将电压升至 1000VAC/60HZ, 时间为 0.1 秒, 每一电容加一 47 Ω 的电阻								
Limit values after damp heat test 试验后限值		Capacitance change 容量变化 ΔC/C		≤10%						
		Dissipation factor change Δtan δ 损耗角正切变化Δtan δ		≤5 · 10 ⁻³ (at 1kHz)						
		Insulation resistance R _{ins} 绝缘电阻		≥50% of minimum						
		or time constant τ = C _R · R _{ins} 或时间常数		as-delivered values						
Failure rate λ 失效率		1 fit(≤1. 10 ⁻⁹ /h)at 0.5 · V _R ,40℃								
Service life t _{SL} 使用寿命		>30000h at 1.0 · V _R , · T _A ≤85℃								
Total failure failure due to variation of parameters 完全失效 故障原因 的变化参数		open circuit 开路								
		Capacitance change 容量变化 ΔC/C		>10%						
		Dissipation factor tan δ 损耗角正切 tan δ		>2. upper limit value 上限值						
		Insulation resistance R _{ins} 绝缘电阻		<150 M Ω (C _R ≤0.33 uF)						
		or time constant τ =C _R · R _{ins} 时间常数		<50S (C _R ≤0.33 uF)						
客户 承认	核准	审核	确认	DIN	核准	审核	承办	日期	设计编号	
						Zhang	2022-10-14			

薄膜电容性能参数 Electrical Characteristics of Film Capacitor

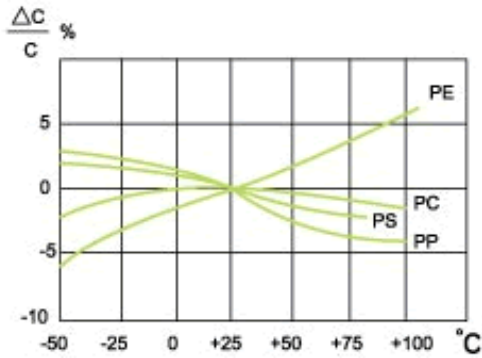
1. 焊接温度与时间对比

Soldering Temperature VS Time



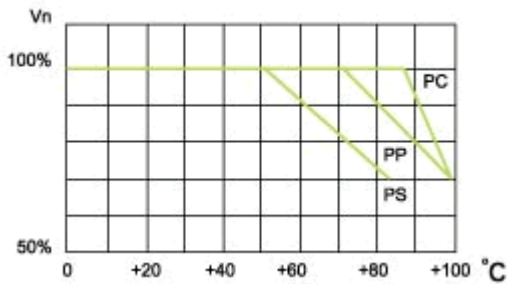
2. 温度性能

Temperature Characteristic



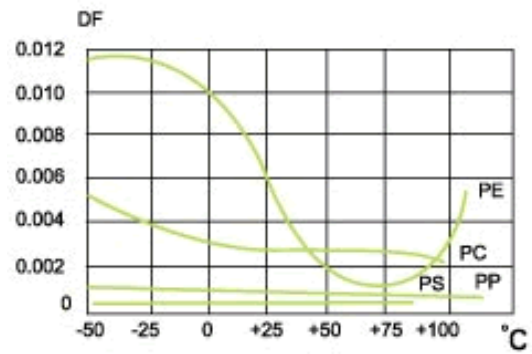
容量变化率与温度的关系

Capacitance vs. Temperature



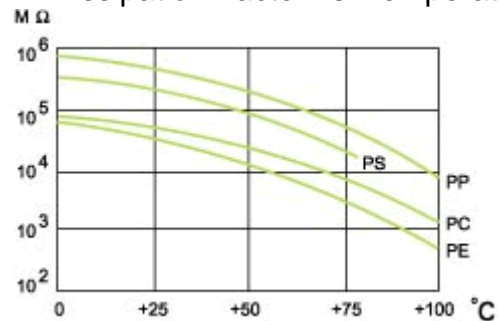
使用电压与温度的关系

Operation voltage vs. Temperature



损耗角正切与温度的关系

Dissipation Factor vs. Temperature

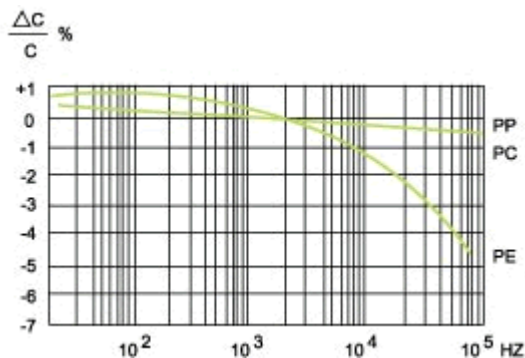


绝缘电阻与温度的关系

(CR value) IR vs. Temperature

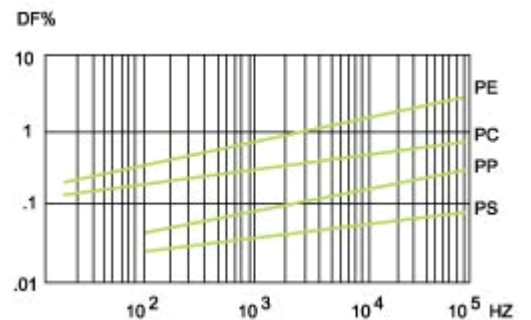
3. 频率性能

Frequency Characteristics



容量变化率与频率的关系

Capacitance vs. Frequency



损耗角正切与频率的关系

Dissipation Factor vs. Frequency