

承认书

(APPROVE SHEET)

TO: _____ Platan _____

主要材料 Main Materials		成品图 Outline
组 件 Items	材料名称 Name of Material	
薄 膜 Film	金属化聚丙烯稀薄膜 Metalized Polypropylene film	
导 线 Wire	镀锡铜包钢线 (CP) CP WireΦ0.8mm	
外 壳 CASE	PBT UL94V-0 阻燃灰色塑胶外壳 PBT CASE (UL94V-0)-GREY	
注塑剂 Epoxy	UL94V-0 阻燃灰色环氧树脂 GREY Epoxy resin coating (UL94V-0)	

料 号 Part No.	规 格 TYPE	成品尺寸 Dimension (mm)						备注 NOTE
		W	H	T	P	L	D	
X2154K2FAE60AAH/ZDIN	X2/154K330VAC	18	12	6	15	15	0.8	DG6080

客户签承栏 CUSTOMER CONFIRM			创仕鼎承办栏 CSD OFFER		
核准 APPROVED BY	检验 CHECKED BY	承认签章 STAMP	核准 APPROVED BY	审核 MADE BY	工程签章 STAMP
					Zhang
日期 DATE			日期 DATE	2022-06-07	

SHENZHEN CHUANGSHIDING ELECTRONICS CO.,LTD.

Address: Tower 3, NanTai YunChuang Valley, Tangwei, Fenghuang St. , Guangming District, 518107, Shenzhen, China

TEL: 0755—29948886 29948363

FAX: 0755—29948916

HTTP://WWW.CSDIN.COM

E—MAIL:SALES@CSDIN.COM

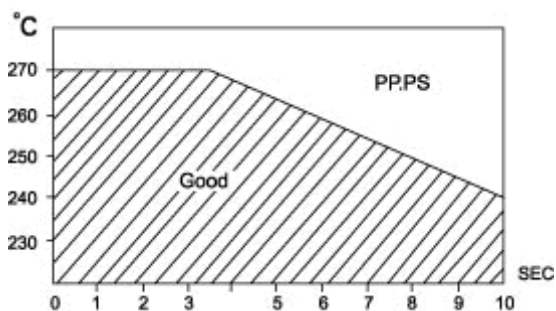
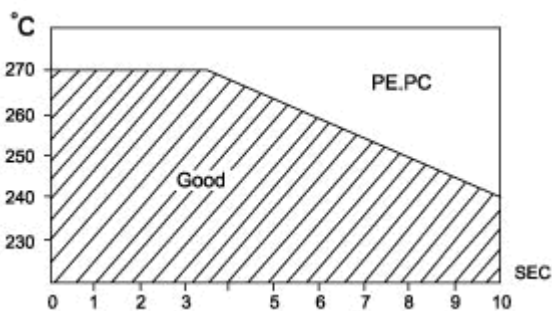
CSD-BDE-08

Specifications 规范										
Item 项次	Part NO. 料号	Cap 容量(UF)	公差	V _R (VAC)	Dimension(尺寸)mm					
					W	H	T	P	L	D
1	X2154K2FAE60AAH/ZDIN	0.15	±10%	330	18	12	6	15	15	0.8
2										
3										
4										
Item 项次	Name 品名	Description 内容	MARK 印字					COLOR: GREY		
1	Film	Metallized Polypropylene film						COLOR: GREY		
2	Wire	Φ0.8mmCP wire								
3	Epoxy	(Compliance with UL94V-0)Flame-retardant epoxy resin.								
4	Case	(Compliance with UL 94V-0) Flame-retardant plastic case.								
Operating temperature rang 使用温度范围		Max. operating temperature T _{op,max} 最高使用温度						+110℃		
		Lower category temperature T _{min} 下限温度						-40℃		
Operating AC voltage V _{op} at high temperature 高温交流电压		T _A ≤100		V _{OP} =1.0 · V _{AC} (continuously)						
		T _A ≤100		V _{OP} =1.25 · V _{AC} (1000 h)						
Dissipation factor tan δ 损耗角正切 tan δ		DF≤0.001 (Temperature at 20 ± 1 °C; Frequency at 1±0.1KHz; Voltage at rmsl ± 0.1V)								
Insulation resistance R _{ins} or time constant τ=C _R · R _{ins} at ,RH≤65% 20℃绝缘电阻或时间常数		C _R ≤0.33uF		C _R >0.33uF			充电电压 100VAC			
		15000M Ω		5000 M Ω · uf			充电时间 60S			
Passive flammability category to IEC 40 (CO) 752		B								
DC test voltage 直流测试电压		4.3 *V _R (DC) 60 S								
Life test 寿命试验		1000h/85℃/V _R · 1.25 每小时将电压升至 1000VAC/60HZ, 时间为 0.1 秒, 每一电容加一 10 Ω 的电阻								
Limit values after damp heat test 试验后限值		Capacitance change 容量变化 ΔC/C			≤10%					
		Dissipation factor change Δtan δ 损耗角正切变化Δtan δ			≤5 · 10 ⁻³ (at 1kHz)					
		Insulation resistance R _{ins} 绝缘电阻			≥50% of minimum					
		or time constant τ = C _R · R _{ins} 或时间常数			as-delivered values					
Failure rate λ 失效率		1 fit(≤1. 10 ⁻⁹ /h)at 0.5 · V _R ,40℃								
Service life t _{SL} 使用寿命		>30000h at 1.0 · V _R , · T _A ≤85℃								
Total failure failure due to variation of parameters		open circuit 开路								
		Capacitance change 容量变化 ΔC/C			>10%					
		Dissipation factor tan δ 损耗角正切 tan δ			>2. upper limit value 上限值					
		Insulation resistance R _{ins} 绝缘电阻			<150 M Ω (C _R ≤0.33 uF)					
		or time constant τ =C _R · R _{ins} 时间常数			<50S (C _R ≤0.33 uF)					
客户 承认	核准	审核	确认	DIN	核准	审核	承办	日期	设计编号	
							Zhang	2022-06-07		

薄膜电容性能参数 Electrical Characteristics of Film Capacitor

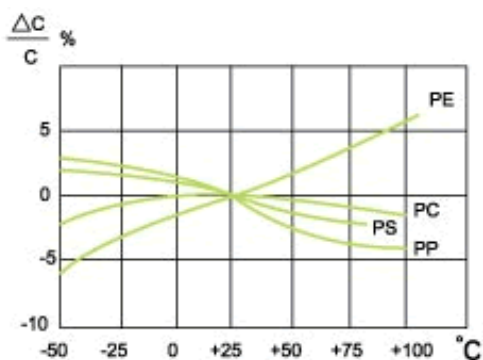
1. 焊接温度与时间对比

Soldering Temperature VS Time



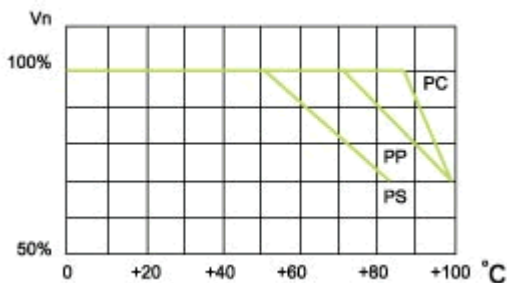
2. 温度性能

Temperature Characteristic



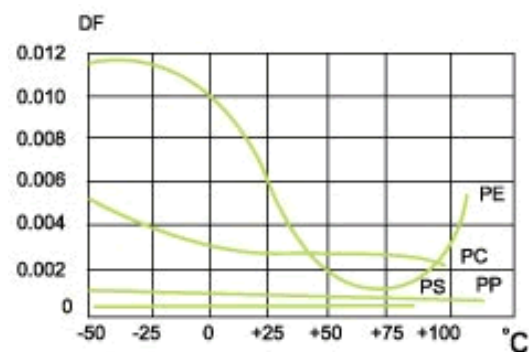
容量变化率与温度的关系

Capacitance vs. Temperature



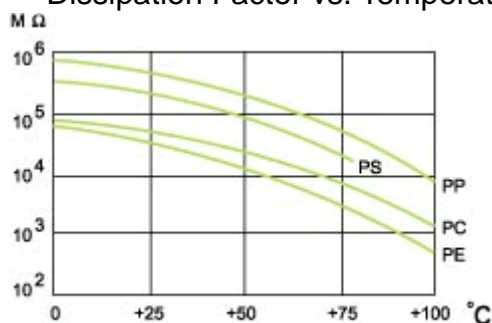
使用电压与温度的关系

Operation voltage vs. Temperature



损耗角正切与温度的关系

Dissipation Factor vs. Temperature

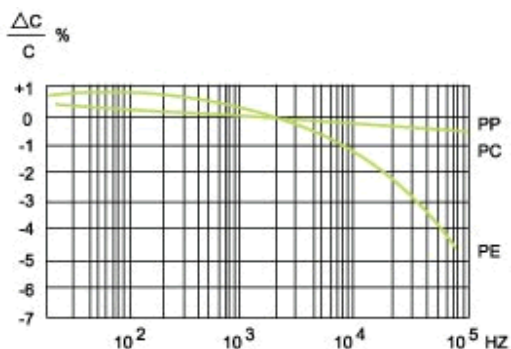


绝缘电阻与温度的关系

(CR value) IR vs. Temperature

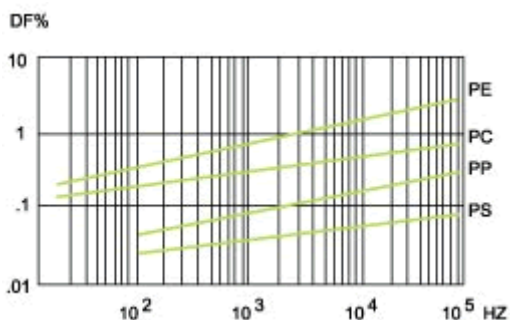
3. 频率性能

Frequency Characteristics



容量变化率与频率的关系

Capacitance vs. Frequency



损耗角正切与频率的关系

Dissipation Factor vs. Frequency