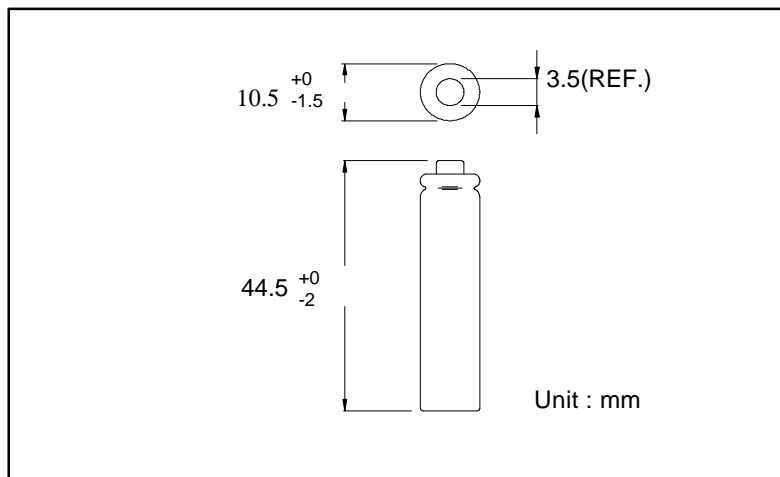


GP Batteries

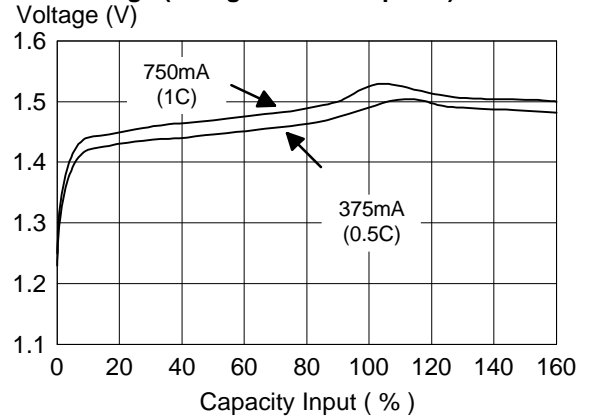
Data Sheet

Model No.: GP75AAAHC

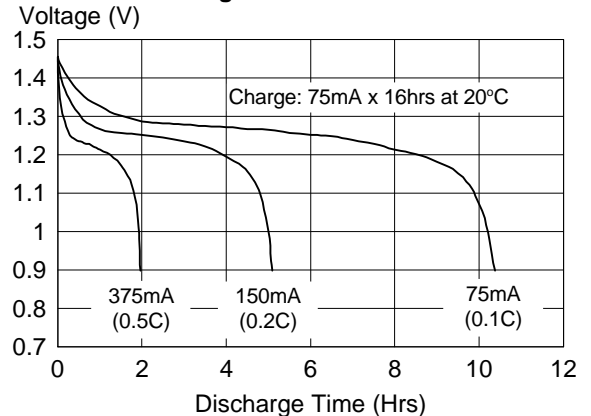
Type	Rechargeable Nickel Metal Hydride Cylindrical Cell	
Nominal Dimension (with Sleeve)	$\Phi = 10.5\text{mm}$	H = 44.5mm
Applications	Recommended discharge current 75 to 2250mA	
Nominal Voltage	1.2V	
Capacity	Minimum: 730mAh Typical: 750mAh when discharged at 150mA to 1.0V at 20°C	
Charging Condition	75mA for 16hrs at 20°C	
Fast Charge	375mA to 750mA (0.5 to 1C) charge termination control recommended control parameters: - ΔV : 0 - 5mV DT/dt : 0.8°C/min (0.5 to 0.9C) : 0.8 - 1°C/min (1C) TCO : 45 - 50°C Timer : 105% nominal input	
Service Life	>500 cycles (IEC standard) Up to 1000 cycles (not less than 60% of nominal at 0.1C charge / 0.2C discharge)	
Continuous Overcharge	75mA maximum current for 1 year No conspicuous deformation and/or leakage	
Weight	13.0g	
Internal Resistance	Average 35m Ω upon fully charged (Range 20 - 40m Ω) at 1000Hz	
Max. Charging Voltage	1.5V at 75mA charging	
Ambient Temperature Range	Standard Charging	0 to 45°C
	Fast Charging	10 to 45°C
	Discharging	-20 to 50°C
	Storage	-20 to 35°C



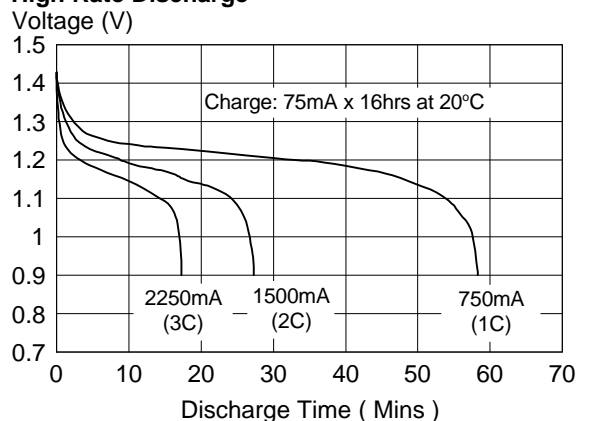
Fast Charge (Charge control required)



Low Rate Discharge



High Rate Discharge



* The information (subject to change without prior notice) contained in this document is for reference only and should not be used as a basis for product guarantee or warranty. For applications other than those described here, please consult your nearest GP Sales and Marketing Office or Distributors.

GP Batteries

Product Specification

Model No.: GP75AAAHC

Document Number: TQS4651

Revision: 03

Page 1 of 4

1. SCOPE

This specification governs the performance of the following GP Rechargeable Nickel Metal Hydride Cylindrical Cell and its stack-up batteries.

GP Model: **GP75AAAHC**
Cell Size: **AAA**

2. RATINGS

Description	Unit	Specification	Conditions
Nominal Voltage	V	1.2	
Typical Capacity	mAh	770	Standard charge / discharge
Rated Capacity	mAh	750	
Standard Charge	mA	75 (0.1C)	Ta = 0 ~ 45 °C (see Note 1)
	hr	16	
Fast Charge	mA	375(0.5C)~750(1C)	DT/dt=0.8°C/min (0.5 to 0.9C) 0.8~1°C/min (1C) - V = 0 ~ 5mV/cell Timer cutoff=105% input capacity Temp. cutoff=45~50°C Ta = 10~45°C (see Note 2)
	hr	1.05 approx.(1C) 2.1 approx. (0.5C)	
Trickle Charge	mA	37.5(0.05C) ~ 75(0.1C)	Ta = 0 ~ 45 °C
Maximum Discharging Current	A	2.25 (3C)	Ta = -20~50°C
Discharge Cut-off Voltage	V	1.0	
Storage Temperature	°C	-20 ~ 35	
Typical Weight	g	13.0 (Approx)	

3. PERFORMANCE

Before proceed the following tests, the cells should be discharged at 0.2C to 1.0V cut-off. Unless otherwise stated, tests should be done within one month of delivery under the following conditions:

Ambient Temperature, T_a : 20 ± 5 °C
Relative Humidity : $65 \pm 20\%$ RH
Notes: Standard Charge / Discharge Condition
Charge: 75mA (0.1C) × 16hrs
Discharge: 150mA (0.2C) to 1.0V

GP Batteries

Product Specification

Model No.: GP75AAHC

Document Number: TQS4651

Revision: 03

Page 2 of 4

Test	Unit	Specification	Conditions	Remarks
Capacity	mAh	≥ 750	Standard Charge / discharge	Up to 3 cycles are allowed
Open Circuit Voltage (OCV)	V	≥ 1.25	Within 1hr after standard charge	
Internal Impedance (Ri)	m Ω	≤ 50	Upon fully charge At 1kHz	
High Rate Discharge (0.5C)	min	≥ 108	Standard Charge, 1hr rest before discharge	
High Rate Discharge (1C)	min	≥ 48	Standard Charge, 1hr rest before discharge	
Overcharge	N/A	No conspicuous deformation and / or leakage	75mA(0.1C) maximum current charge for 1 year	
Charge Retention	mAh	≥ 600	Standard Charge, Storage: 12months at 20°C, Standard Discharge	
IEC Cycles Test	Cycle	>500	IEC61951-2(2011) 7.5.1.2	(see Note 3)
Leakage	N/A	No leakage	Fully charged at 750mA(1C), Stand for 14 days.	
External Short Circuit	N/A	No fire and no explosion	After standard charge, short circuit the cell at 20 \pm 5 °C until the cell temperature returns to ambient temperature. (The resistance of the inter-connecting circuitry shall not exceed 0.1 Ω .)	
Vibration Resistance	N/A	$\Delta V < 0.02V/\text{cell}$ ΔR_i (Internal Impedance) < 5m Ω/cell	Charge at 0.1C for 16 hrs, and then leave for 24hrs, check battery before / after vibration Amplitude: 1.5mm Vibration: 3000CPM (any direction for 60mins)	Unit Cell
Impact Resistance	N/A	$\Delta V < 0.02V/\text{cell}$ ΔR_i (Internal Impedance) < 5m Ω/cell	Charge at 0.1C for 16 hrs, and then leave for 24hrs, check battery before / after drop Height: 50cm Thickness of wooden board: 30mm Direction is not specified Test for 3 times	Unit Cell

4. CONFIGURATIONS, DIMENSIONS AND MARKING

Please refer to attached data sheet.

5. EXTERNAL APPEARANCE

The cell / battery shall be free from crack, scars, breakage, rust, discoloration, leakage and deformation.



Member
Gold Peak Group

Manufacturer reserves the right to alter or amend the design, model and specification without prior notice.

GP Batteries

Product Specification

Model No.: GP75AAAHC

Document Number: TQS4651

Revision: 03

Page 3 of 4

6. WARRANTY

One year limited warranty against workmanship and material defects.

7. CAUTION

1. Batteries should be charged prior to use.
2. For charging methods please referred to our technical handbook.
3. Use the correct charger for Ni-MH batteries.
4. Do not reverse charge batteries.
5. Do not subject batteries to adverse condition such as extreme temperature, deep cycling and excessive over charge/over discharge.
6. Avoid batteries being used in an airtight compartment. Ventilation should be provided inside the battery compartment; otherwise batteries may generate hydrogen gas, which could cause an explosion if exposed to an ignition source.
7. Do not attempt to take batteries apart or subject them to pressure or impact, Heat may be generated or fire may result. The alkaline electrolyte is harmful to eyes and skin, and it may damage clothing upon contact.
8. Keep away from children .If swallowed, contact a physician at once.
9. Do not short circuit batteries, permanent damage to batteries may result.
10. Do not incinerate or mutilate batteries ,may burst or release toxic material
11. Do not solder directly to cells or batteries.
12. Store batteries in a cool dry place.
13. If find any noise, excessive temperature or leakage from a battery, please stop its use.
14. When not using a battery, disconnect it from the device.
15. When using a new battery for the first time or after long term storage, please fully charge the battery before use.
16. Do not mix new batteries in use with semi-used batteries, over-discharge may occur.
17. When connecting a battery pack to a charger, ensure correct polarity.
18. When the battery is hot, please do not touch it and handle it, until it has cooled down.
19. Do not remove the outer sleeve from a battery pack nor cut into its housing.
20. When find battery power down during use, please switch off the device to avoid over discharge.
21. Unplug a battery by holding the connector itself and not by pulling at its cord.
22. After use, if the battery is hot, before recharging it, allow it to cool in a well-ventilated place out of direct sunlight.
23. Never put a battery into water or seawater.



Member
Gold Peak Group

Manufacturer reserves the right to alter or amend the design, model and specification without prior notice.

GP Batteries

Product Specification

Model No.: GP75AAHC

Document Number: TQS4651

Revision: 03

Page 4 of 4

24. In order to maintain satisfactory cell / battery performance when being stored under extending period of time, cycling (i.e. charging and discharging) of the cell / battery within 6 months period is highly recommended. At least one times cycling should be conducted within one year.

Notes: 1. T_a : Ambient Temperature

2. Approximate charge time from discharged state, for reference only.

3. IEC61951-2(2011) 7.5.1.2 Endurance in cycles:

Cycle No.	Charge	Rest	Discharge
1	0.1C × 16hrs	None	0.25C × 2hrs20mins
2 - 48	0.25C × 3hrs10mins	None	0.25C × 2hrs20mins
49	0.25C × 3hrs10mins	None	0.25C to 1.0V/cell
50	0.1C × 16hrs	1 - 4hr(s)	0.2C to 1.0V/cell
Cycle 1 to 50 shall be repeated until the discharge duration on any 50th cycle become less than 3hrs			