

# 14FF Series

# PCB Relay Socket



## ORDERING INFORMATION

Type	14FF	-2Z	-A1
Contact arrangement	1Z: 1 Form C	2Z: 2 Form C	
Termination & mounting	A1: PCB terminal		


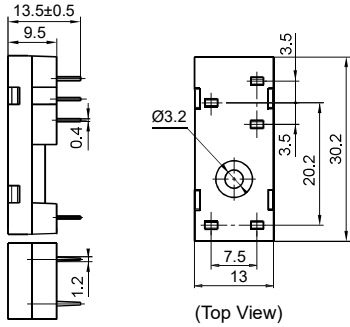
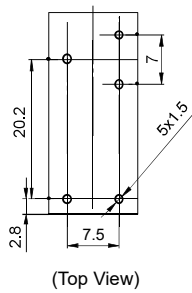

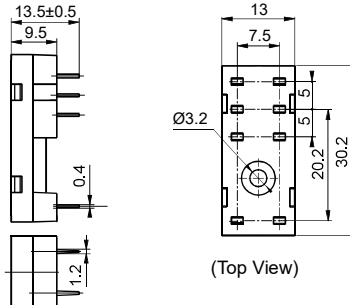
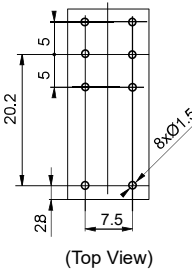


File No.: E253370

## CHARACTERISTICS

Type	Nominal Voltage	Nominal Current	Ambient Temperature	Dielectric Strength min.	Screw Torque	Wire Strip Length	Unit weight	Min. package qty.
14FF-1Z-A1	250VAC/DC	10A	-40°C~70°C	5000 Vrms	—	—	Approx.3g	10
14FF-2Z-A1	250VAC/DC	10A	-40°C~70°C	5000 Vrms	—	—	Approx.3g	10

## OUTLINE DIMENSIONS, WIRING DIAGRAM AND PC BOARD LAYOUT

Socket (If need accesscry,please order with type.)	Outline Dimensions	PCB Layout	Accessory Available
<p>14FF-1Z-A1</p>  <p>PCB terminal, PCB or Screw mounting Applicable for HF14FF/141FF</p>	 <p>(Top View)</p>	 <p>(Top View)</p>	<p>Metallic retainer:</p> <ul style="list-style-type: none"> <li>14FF-H1</li> <li>14FF-H2</li> <li>14FF-H3</li> <li>14FF-H9</li> <li>14FF-H11</li> </ul>
<p>14FF-2Z-A1</p>  <p>PCB terminal, PCB or Screw mounting When it used with HF115F, HF115F-A, HF115FP and relay type 3, two pole of socket load must connect in parallel.</p>	 <p>(Top View)</p>	 <p>(Top View)</p>	<p>Metallic retainer:</p> <ul style="list-style-type: none"> <li>14FF-H1</li> <li>14FF-H2</li> <li>14FF-H3</li> <li>14FF-H9</li> <li>14FF-H11</li> </ul>

Notes: If need accesscry,please order with type.



HONGFA RELAY

ISO9001,IATF16949,ISO14001,OHSAS18001,IECQ QC 080000 CERTIFIED

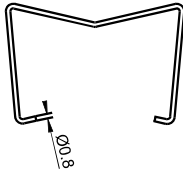
2022 Rev. 1.01

## DIMENSION OF RELATED ACCESSORY (AVAILABLE)

Unit: mm

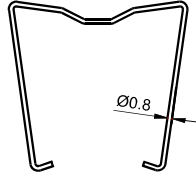
### Retainer

14FF-H1 (metallic retainer)



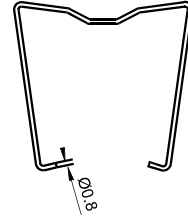
Applicable for HF115F/115F-A etc..

14FF-H2 (metallic retainer)



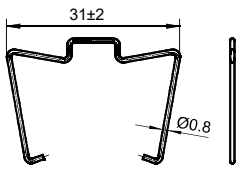
Applicable for HF14FF etc..

14FF-H3 (metallic retainer)



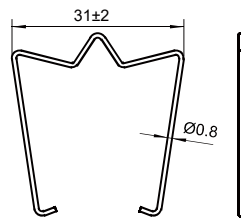
Applicable for HF115FP, HF140FF-G etc..

14FF-H9 (metallic retainer)



Applicable for HF115F/115F-A etc..

14FF-H11 (metallic retainer)



Applicable for HFA2, HF115FP\HF140FF-G etc..

## SELECTION OF PARTS

Type of Relay	Socket	Retainer	Marker	Module
HFA2/□□□-□□□□□□	14FF-2Z-A1	14FF-H11	—	—
	14FF-2Z-C2(767)	14FF-H6	14FF-M1	HFAA~HFHU
	14FF-2Z-C10			
HF115F/□□□-2□□□□□	14FF-2Z-A1	14FF-H1/H9	—	—
	14FF-2Z-C2	14FF-H4	14FF-M1	HFAA~HFHU
	14FF-2Z-C3			
	14FF-2Z-C4			
	14FF-2Z-C10			
HF115F-A/□□□-2□□□□□	14FF-2Z-A1	14FF-H1/H9	—	—
	14FF-2Z-C2	14FF-H4	14FF-M1	HFAA~HFHU
	14FF-2Z-C3			
	14FF-2Z-C4			
	14FF-2Z-C10			
HF115F/□□□-1□□3□□	14FF-2Z-A1	14FF-H1/H9	—	—
	14FF-2Z-C2	14FF-H4	14FF-M1	HFAA~HFHU
	14FF-2Z-C3			
	14FF-2Z-C4			
	14FF-2Z-C10			
HF115F-A/□□□-1□□3□□	14FF-2Z-A1	14FF-H1/H9	—	—
	14FF-2Z-C2	14FF-H4	14FF-M1	HFAA~HFHU
	14FF-2Z-C3			
	14FF-2Z-C4			
	14FF-2Z-C10			

## SELECTION OF PARTS

Type of Relay	Socket	Retainer	Marker	Module
HF115FP/□□□-□□□□□	14FF-2Z-A1	14FF-H3/H11	—	—
	14FF-2Z-C3	14FF-H6	14FF-M1	HFAA~HFHU
	14FF-2Z-C4			
	14FF-2Z-C10			
HF115FK/□□-□□□□□	14FF-2Z-A1	14FF-H9	—	—
	14FF-2Z-C3	14FF-H4	14FF-M1	HFAA~HFHU
	14FF-2Z-C10			
HF158F-V/□□-H□□2T	14FF-2Z-A1	—	—	—
	14FF-2Z-C3	14FF-H10	14FF-M1	HFAA~HFHU
	14FF-2Z-C10			
HF158F/□□-□□3□	14FF-2Z-A1	14FF-H1/H9	—	—
	14FF-2Z-C3	14FF-H4	14FF-M1	HFAA~HFHU
	14FF-2Z-C10			
HF14FF/□□□-□□□□□	14FF-1Z-A1	14FF-H2	—	—
HF14FW/□□□-□□□□□	14FF-2Z-A1	14FF-H3	—	—
HF140FF-G/□□□-□□□□□	14FF-2Z-A1	14FF-H3	—	—
	14FF-2Z-C2(767)	14FF-H6	14FF-M1	HFAA~HFHU
	14FF-2Z-C10			

Things to be noticed when selecting sockets:

1. Please choose suitable relay socket according to the actual mounting environment, relay contact poles and terminal layout. If there is any query on selection, please contact Hongfa for the technical service;
2. Relevant accessories must be selected separately. Please indicate the model of the selected accessories when ordering;
3. Main outline dimension, outline dimension > 50mm, tolerance should be  $\pm 1\text{mm}$ ; 20mm < outline dimension  $\leq 50\text{mm}$ , tolerance should be  $\pm 0.5\text{mm}$ ; 5mm < outline dimension  $\leq 20\text{mm}$ , tolerance should be  $\pm 0.4\text{mm}$ , outline dimension  $\leq 5\text{mm}$ , tolerance should be  $\pm 0.3\text{mm}$ ;
4. DIN rail mounting: recommend to use standard rail 35×7.5×1mm, 35×15×1mm.

### Disclaimer

The specification is for reference only. See to "Terminology and Guidelines" for more information. Specifications subject to change without notice. We could not evaluate all the performance and all the parameters for every possible application. Thus the user should be in a right position to choose the suitable product for their own application. If there is any query, please contact Hongfa for the technical service. However, it is the user's responsibility to determine which product should be used only.

© Xiamen Hongfa Electroacoustic Co., Ltd. All rights of Hongfa are reserved.