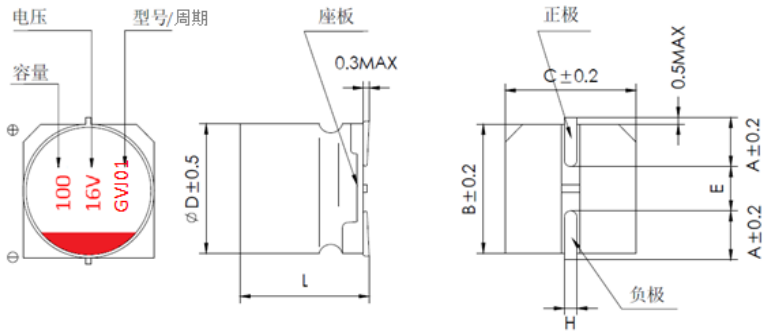





## DIAGRAM OF DIMENSIONS



|   |                       |
|---|-----------------------|
|   | $\Phi 10 \times 10.5$ |
| A | 3.2                   |
| B | 10.3                  |
| C | 10.3                  |
| E | 4.5                   |
| L | 10.5 ( $\pm 0.5$ )    |
| H | 0.8 ~ 1.1             |

| Items  | Performance  |   |                       |                            |                      |
|--|--|---|-----------------------|----------------------------|----------------------|
| Operating temperature range  | -55 $^{\circ}$ C ~ +105 $^{\circ}$ C   |   |                       |                            |                      |
| Capacitance Tolerance  | -20% ~ +20% (120Hz, 20 $^{\circ}$ C)   |   |                       |                            |                      |
| Surge voltage  | 28.75VDC   |   |                       |                            |                      |
| Leakage current  | $\leq 412.5 \mu\text{A}$ After 2 minutes   |   |                       |                            |                      |
| Dissipation Factor (Tan $\delta$ )   | $\leq 0.14$ (120Hz, 20 $^{\circ}$ C)   |   |                       |                            |                      |
| E.S.R  | $\leq 20 \text{ m}\Omega$ (100KHz, 20 $^{\circ}$ C)                              |   |                       |                            |                      |
| Ripple Currents(rms)   | 2500mA (100KHz, 105 $^{\circ}$ C)  |   |                       |                            |                      |
| Ripple Current & Frequency Multipliers   | Frequency(kHz)   | 0.1 $\leq$ Freq $\leq$ 0.5                            | 0.5 $<$ Freq $\leq$ 1 | 1 $<$ Freq $\leq$ 5        | 5 $<$ Freq $\leq$ 10 |
|  | Coefficient  | 0.10  | 0.30                  | 0.40                       | 0.60                 |
|  | Frequency(kHz)   | 10 $<$ Freq $\leq$ 50                                 | 50 $<$ Freq $<$ 100   | 100 $\leq$ Freq $\leq$ 300 |                      |
|  | Coefficient  | 0.75  | 0.90                  | 1.00                       |                      |
| Life Test:<br>Load Life Test:<br>After 10000 Hrs at 105 $^{\circ}$ C<br>Shelf Life Test:<br>After 1000 Hrs at 105 $^{\circ}$ C | Capacitance Change   | Within $\pm 30\%$ of initial value                    |                       |                            |                      |
|  | Dissipation Factor   | Load Life: Less than 200% of initial specified value  |                       |                            |                      |
|  |  | Shelf Life: Less than 200% of initial specified value |                       |                            |                      |
|  | ESR  | Not to exceed 200% of the value specified             |                       |                            |                      |
| Leakage current  | Load Life: Within the initial specified value                                    |   |                       |                            |                      |
|  | Shelf Life: Less than 200% of initial specified value                            |   |                       |                            |                      |
| Soldering  | 260 $\pm$ 5 $^{\circ}$ C, 5 $\pm$ 0.5seconds. soldering must cover more than 95% |   |                       |                            |                      |
| Standards  | IEC-60384  |   |                       |                            |                      |
| Remarks  | RoHS Compliance & Halogen-free   |   |                       |                            |                      |

|              |              |                      |  |   |   |
|--------------|--------------|----------------------|--|---|---|
| Publish Date | 16-Sept-2022 | Approval Signatures: | Approved   | Checked   | Designed  |
| Revise Date  |              |                      |  |  |  |
| Edition No.  | 1            |                      | Please return one copy with your approval  | 研发中心  | 研发中心  |