

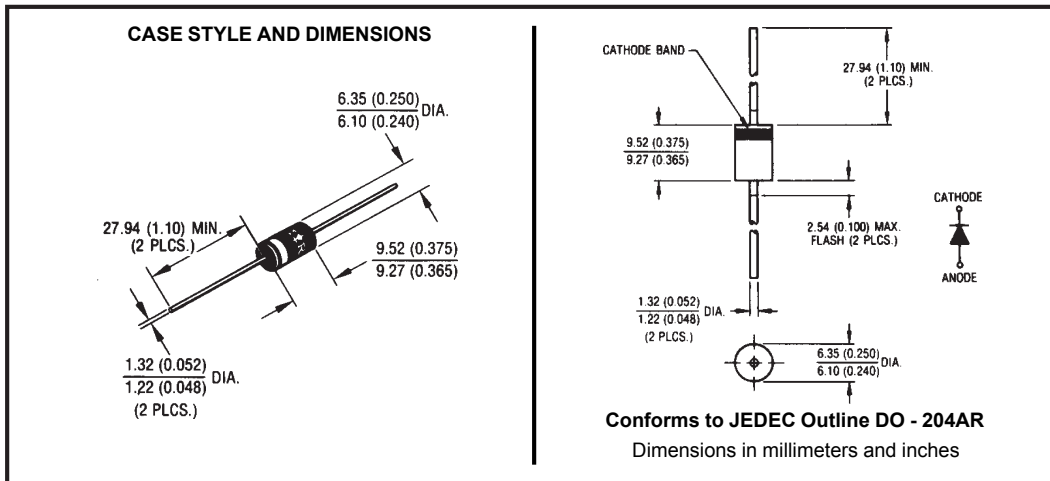
Major Ratings and Characteristics

Characteristics	80SQ...	Units
$I_{F(AV)}$ Rectangular waveform	8	A
V_{RRM} range	30 / 45	V
I_{FSM} @ $t_p=5\mu s$ sine	2400	A
V_F @8 Apk, $T_J=125^\circ C$	0.44	V
T_J range	-55 to 175	$^\circ C$

Description/ Features

The 80SQ axial leaded Schottky rectifier series has been optimized for low reverse leakage at high temperature. The proprietary barrier technology allows for reliable operation up to 175°C junction temperature. Typical applications are in switching power supplies, converters, free-wheeling diodes, and reverse battery protection.

- 175° C T_J operation
- High purity, high temperature epoxy encapsulation for enhanced mechanical strength and moisture resistance
- Low forward voltage drop
- High frequency operation
- Guard ring for enhanced ruggedness and long term reliability
- Lead-Free plating



Voltage Ratings

Part number	80SQ030	80SQ035	80SQ040	80SQ045
V_R Max. DC Reverse Voltage (V)	30	35	40	45
V_{RWM} Max. Working Peak Reverse Voltage (V)				

Absolute Maximum Ratings

Parameters	80SQ	Units	Conditions
$I_{F(AV)}$ Max. Average Forward Current * See Fig. 5	8	A	50% duty cycle @ $T_C = 119^\circ\text{C}$, rectangular wave form
I_{FSM} Max. Peak One Cycle Non-Repetitive Surge Current * See Fig. 7	2400	A	5 μs Sine or 3 μs Rect. pulse
	380		10ms Sine or 6ms Rect. pulse
E_{AS} Non-Repetitive Avalanche Energy	10	mJ	$T_J = 25^\circ\text{C}$, $I_{AS} = 1.6\text{Amps}$, $L = 7.8\text{mH}$
I_{AR} Repetitive Avalanche Current	1.6	A	Current decaying linearly to zero in 1 μsec Frequency limited by T_J max. $V_A = 1.5 \times V_R$ typical

Electrical Specifications

Parameters	80SQ	Units	Conditions
V_{FM} Max. Forward Voltage Drop (1) * See Fig. 1	0.53	V	@ 8A
	0.60	V	@ 16A
	0.44	V	@ 8A
	0.55	V	@ 16A
I_{RM} Max. Reverse Leakage Current (1) * See Fig. 2	2	mA	$T_J = 25^\circ\text{C}$
	15	mA	$T_J = 125^\circ\text{C}$
C_T Max. Junction Capacitance	900	pF	$V_R = 5V_{DC}$, (test signal range 100Khz to 1Mhz) 25°C
L_S Typical Series Inductance	10.0	nH	Measured lead to lead 5mm from body
dv/dt Max. Voltage Rate of Change (Rated V_R)	10000	V/ μs	

(1) Pulse Width < 300 μs , Duty Cycle < 2%

Thermal-Mechanical Specifications

Parameters	80SQ	Units	Conditions
T_J Max. Junction Temperature Range	-55 to 175	$^\circ\text{C}$	
T_{stg} Max. Storage Temperature Range	-55 to 175	$^\circ\text{C}$	
R_{thJL} Max. Thermal Resistance Junction to Lead	8.0	$^\circ\text{C}/\text{W}$	DC operation * See Fig. 4 1/8 inch lead length
R_{thJA} Typical Thermal Resistance, Junction to Air	44	$^\circ\text{C}/\text{W}$	
wt Approximate Weight	1.4(0.049)	g(oz.)	
Case Style	DO - 204AR	JEDEC	

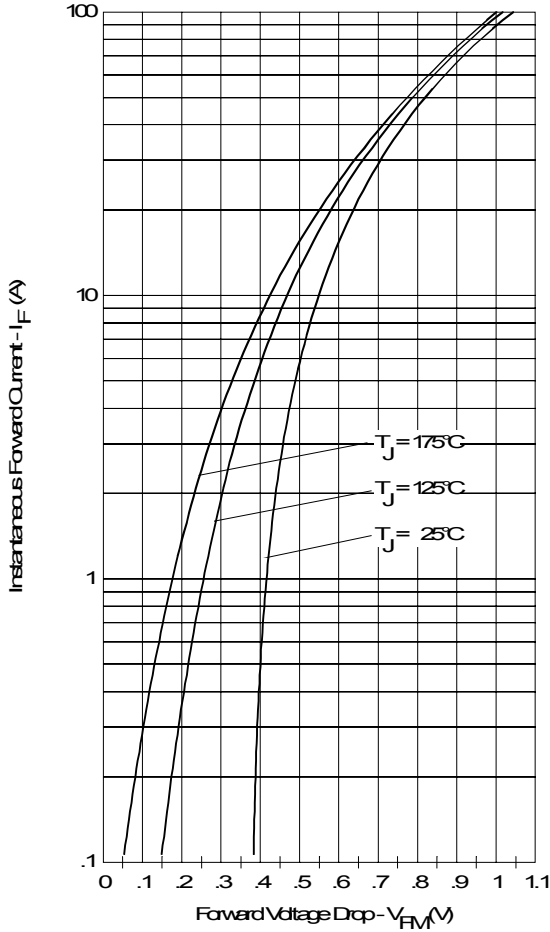


Fig. 1 - Maximum Forward Voltage Drop Characteristics

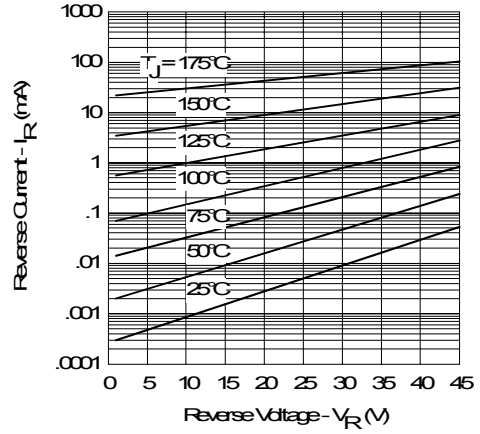


Fig. 2 - Typical Values of Reverse Current Vs. Reverse Voltage

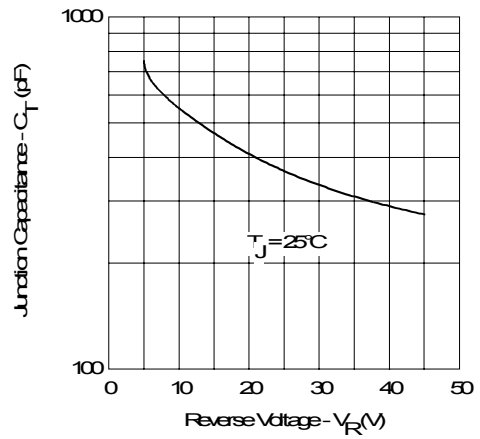


Fig. 3 - Typical Junction Capacitance Vs. Reverse Voltage

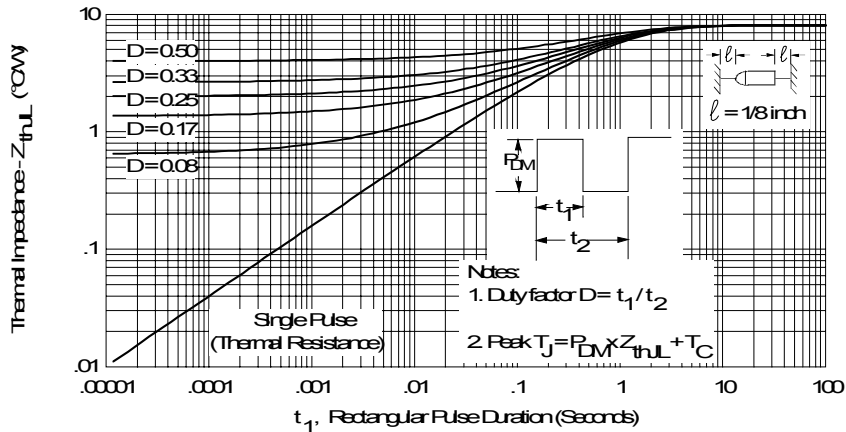


Fig. 4 - Maximum Thermal Impedance Z_{thL} Characteristics

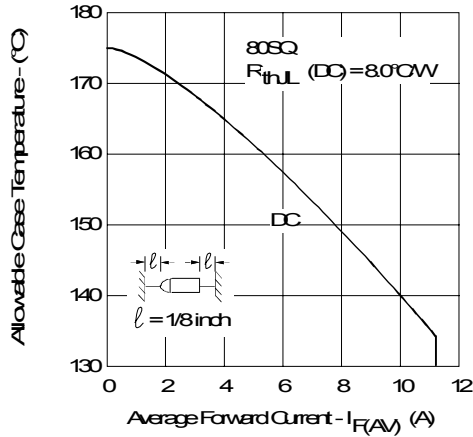


Fig. 5 - Maximum Allowable Case Temperature Vs. Average Forward Current

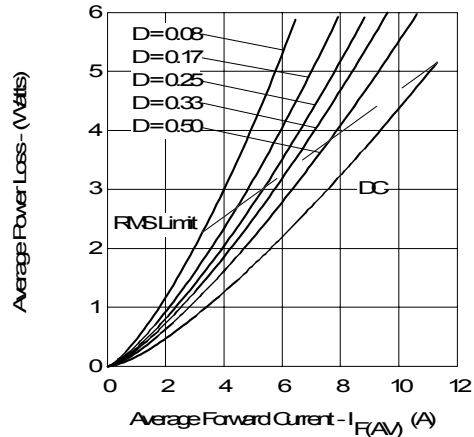


Fig. 6 - Forward Power Loss Characteristics

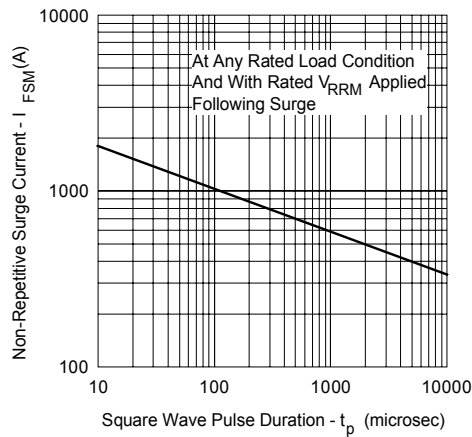


Fig. 7 - Maximum Non-Repetitive Surge Current

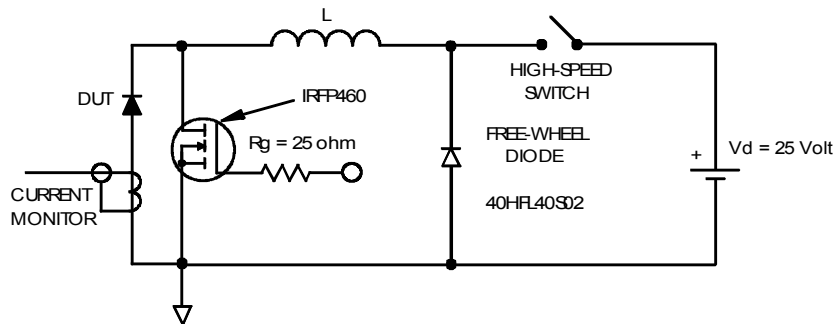


Fig. 8 - Unclamped Inductive Test Circuit

Ordering Information Table

Device Code	
80	S
Q	045
TR	
①	②
③	④
⑤	

<table border="1"> <tr><td>1</td></tr> <tr><td>2</td></tr> <tr><td>3</td></tr> <tr><td>4</td></tr> <tr><td>5</td></tr> </table>	1	2	3	4	5	<ul style="list-style-type: none"> - 80 = current x 10 - S = DO-204AR - Q = Schottky Q Series - Voltage Rating - TR = Tape & Reel package (1500 pcs) - = Box package (200 pcs) 	<table border="1"> <tr><td>030 = 30V</td></tr> <tr><td>035 = 35V</td></tr> <tr><td>040 = 40V</td></tr> <tr><td>045 = 45V</td></tr> </table>	030 = 30V	035 = 35V	040 = 40V	045 = 45V
1											
2											
3											
4											
5											
030 = 30V											
035 = 35V											
040 = 40V											
045 = 45V											

Data and specifications subject to change without notice.
 This product has been designed and qualified for Industrial Level and Lead-Free.
 Qualification Standards can be found on IR's Web site.