

REV.	DESCRIPTION	DATE	DRAWN	APPROVED
A1	DWG.REL	2016/10/7	FANG	YANG

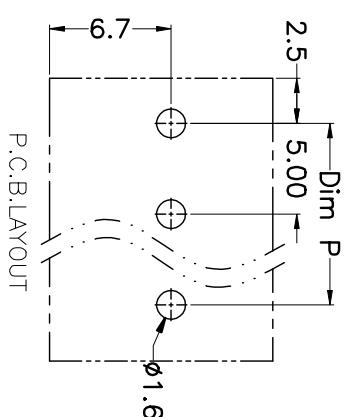
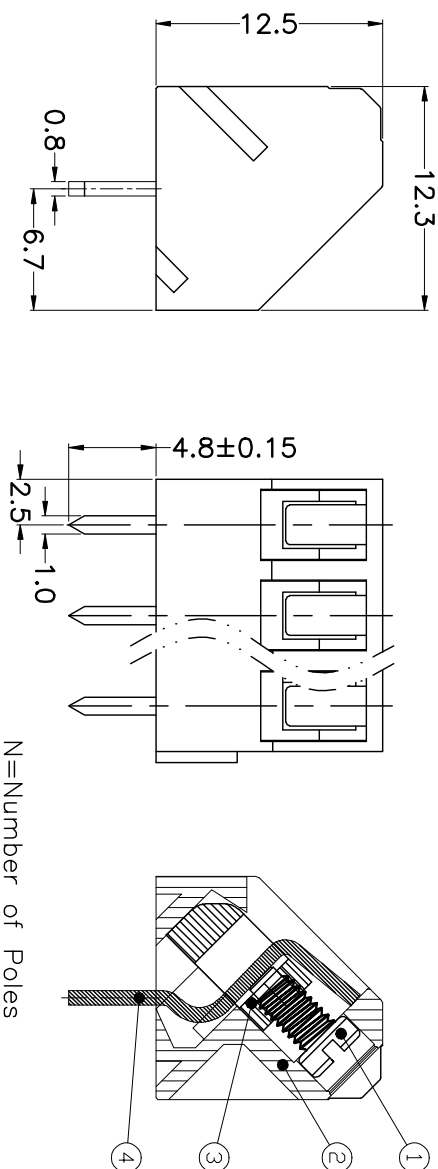
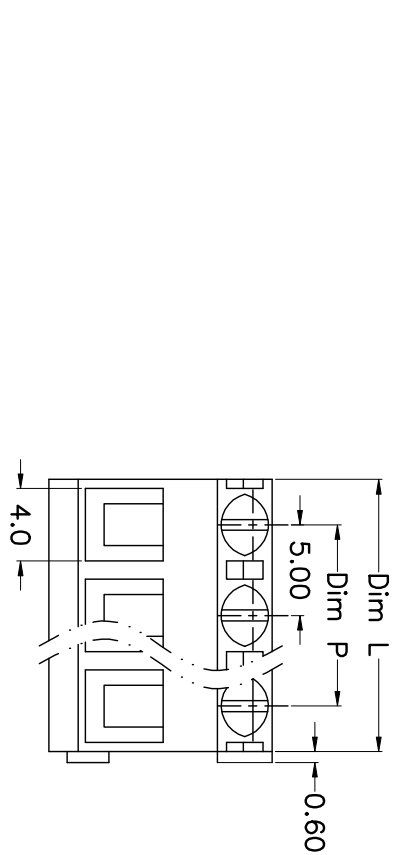
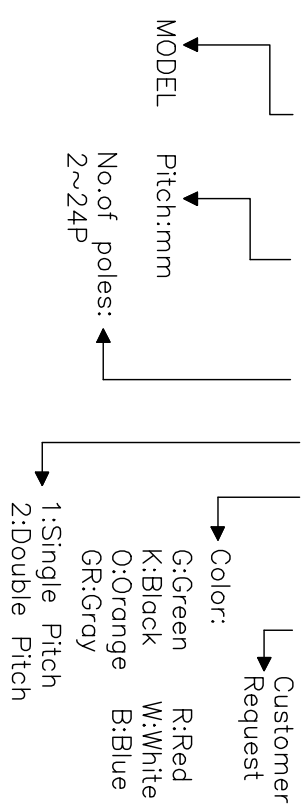
- Material
 - ①Screws : M2.5 steel, Zinc plated,
 - “—” slot type
 - ②Housing : PA66, UL94V-0
 - ③Clamp : Brass, Ni plated
 - ④Pin header : Brass, Tin plated

- Electrical
 - UL IEC
 - Rated voltage : 300V 250V
 - Rated current : 15A 24A
 - Insulation resistance: 500MΩ/DC500V
 - Withstanding Voltage : AC2000V/1min
 - Wire range: 22-14AWG 2.5mm²

- Mechanical
 - Operating temperature: -40°C~+105°C
 - Soldering temperature: 250°C±5/5sec
 - Torque: 0.4N.m (3.54Lb.in)
 - Strip length: 4.5-5mm

HOW TO ORDER

KF330-5.0-XXP-1 X-XXXXX



N=Number of Poles
Dim P=(N-1)x5.00
Dim L=Nx5.00

Poles	Dim P	Dim L
2-6P	±0.10	±0.15
7-12P	±0.20	±0.20
13-18P	±0.25	±0.30
19-24P	±0.30	±0.40

GENERAL TOLERANCE ANGLE TOLERANCE

X.	±0.5	X.	±5°
.X	±0.3	.X.	±3°
.XX	±0.1	.XX.	±1°

DRAWING TYPE	CUSTOMER	SHEET	1 OF 1
SCALE	1:1	SHEET	1 OF 1
DRAWING NO.	XP0012016-xxxx		

PROJECTION	TITLE
mm	KF330-5.0-XXP
SHEET SIZE	SERIES
A4	KF330

KF 慈溪市凯峰电子有限公司
KAIFENG ELECTRONIC CIXI KAIFENG ELECTRONIC CO.,LTD