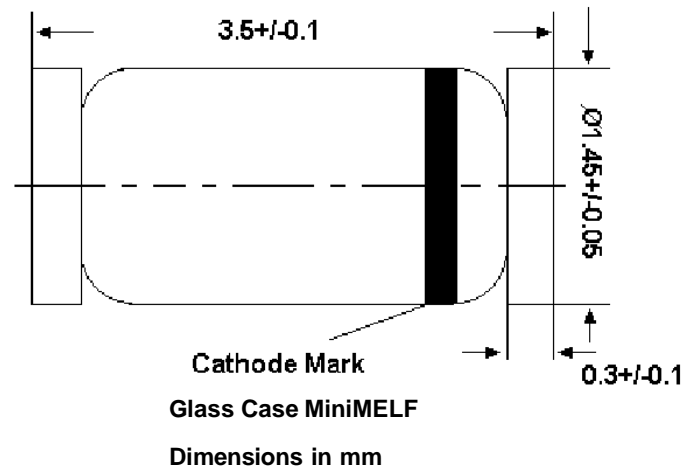


FEATURES

Total power dissipation: max. 500 mW
 Two tolerance series: $\pm 2\%$ and approx. $\pm 5\%$
 Standard tolerance: approx. $\pm 5\%$ (refer to below "zener voltage range") ; $\pm 2\%$ tolerance available on request.

LL-34



MAXIMUM RATINGS AND ELECTRICAL CHARACTERISTICS

Absolute Maximum Ratings $T_a=25^\circ\text{C}$

PARAMETER	SYMBOL	VALUE	UNIT
Power Dissipation	P_{tot}	500 ¹⁾	mW
Junction and Storage Temperature Range	T_j, T_{stg}	-65 to +200	$^\circ\text{C}$

1) Valid provided that electrodes are kept at ambient temperature.

Characteristics at $T_a=25^\circ\text{C}$

PARAMETER	SYMBOL	MAX	UNIT
Thermal Resistance Junction to Ambient Air	R_{thA}	0.3 ¹⁾	K/mW
Forward Voltage at $I_F = 100\text{ mA}$	V_F	0.9	V

1) Valid provided that electrodes are kept at ambient temperature.

Kingtronics®**BZV55C-SERIES**
SILICON PLANAR ZENER
DIODES**Characteristics at $T_j=25^\circ\text{C}$**

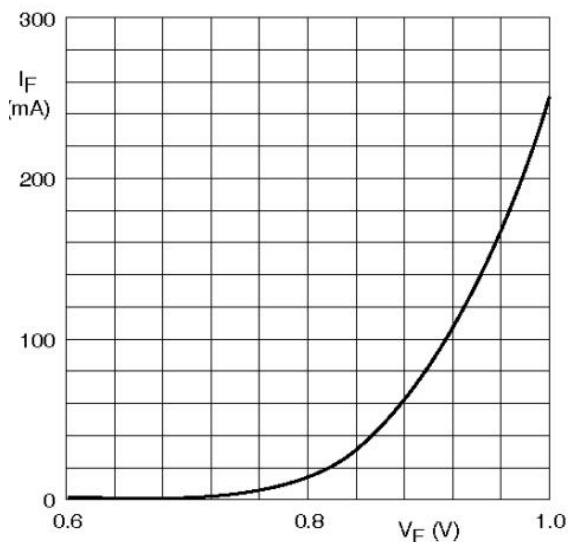
BZV55C...	Zener Voltage Range ¹⁾		Dynamic Resistance			Reverse Current	
	V _{ZT} (V)	I _{ZT} (mA)	Z _{ZT} at I _{ZT} Max. (Ω)	Z _{Zk} Max. (Ω)	at I _{ZK} (mA)	I _R Max. (μA)	at V _R (V)
2V4	2.2...2.6	5	100	600	1	50	1
2V7	2.5...2.9	5	100	600	1	20	1
3V0	2.8...3.2	5	95	600	1	10	1
3V3	3.1...3.5	5	95	600	1	5	1
3V6	3.4...3.8	5	90	600	1	5	1
3V9	3.7...4.1	5	90	600	1	3	1
4V3	4...4.6	5	90	600	1	3	1
4V7	4.4...5	5	80	500	1	3	2
5V1	4.8...5.5	5	60	480	1	2	2
5V6	5.2...6	5	40	400	1	1	2
6V2	5.8...6.6	5	10	150	1	3	4
6V8	6.4...7.2	5	15	80	1	2	4
7V5	7...7.9	5	15	80	1	1	5
8V2	7.7...8.7	5	15	80	1	0.7	5
9V1	8.5...9.6	5	15	100	1	0.5	6
10	9.4...10.6	5	20	150	1	0.2	7
11	10.4...11.6	5	20	150	1	0.1	8
12	11.4...12.7	5	25	150	1	0.1	8
13	12.4...14.1	5	30	170	1	0.1	8
15	13.8...15.6	5	30	200	1	0.05	10
16	15.3...17.1	5	40	200	1	0.05	11
18	16.8...19.1	5	45	225	1	0.05	13
20	18.8...21.2	5	55	225	1	0.05	14
22	20.8...23.3	5	55	250	1	0.05	15
24	22.8...25.6	5	70	250	1	0.05	17
27	25.1...28.9	2	80	300	0.5	0.05	19
30	28...32	2	80	300	0.5	0.05	21
33	31...35	2	80	325	0.5	0.05	23
36	34...38	2	90	350	0.5	0.05	25
39	37...41	2	130	350	0.5	0.05	27
43	40...46	2	150	375	0.5	0.05	30
47	44...50	2	170	375	0.5	0.05	33
51	48...54	2	180	400	0.5	0.05	36
56	52...60	2	200	425	0.5	0.05	39
62	58...66	2	215	450	0.5	0.05	43
68	64...72	2	240	475	0.5	0.05	48
75	70...79	2	255	500	0.5	0.05	53

1) Tested with pulses $t_p = 20$ ms.**Kingtronics**® International Company

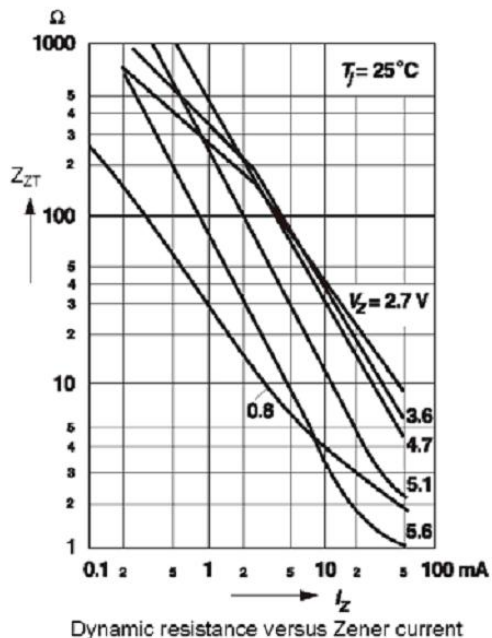
Kingtronics®

BZV55C-SERIES SILICON PLANAR ZENER DIODES

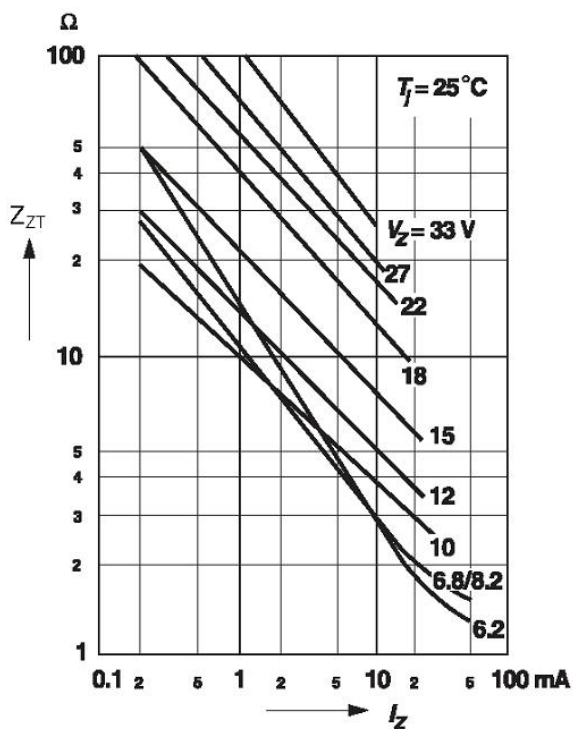
RATINGS AND CHARACTERISTIC CURVES BZV55



Typical forward current as a function of forward voltage



Dynamic resistance versus Zener current



Dynamic resistance versus Zener current

Note: Specifications are subject to change without notice.

Kingtronics® International Company

Website: www.kingtronics.com Email: info@kingtronics.com Tel: (852) 8106 7033 Fax: (852) 8106 7099