

Connector



Box Header Series

KLS1-202 Box Header 2.54mm(0.100") Straight pin Type

Electrical Characteristics:

Current Rating: 1 AMP
Insulator Resistance: 5000MΩmin. at DC 500V
Contact Resistance: 20mΩmax. at DC 100mA
Operating Temperature: -45°C~+105°C

Material:

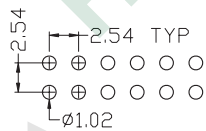
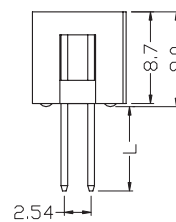
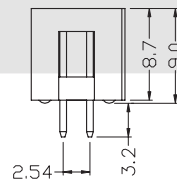
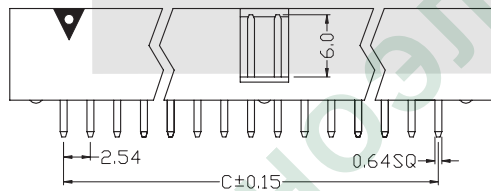
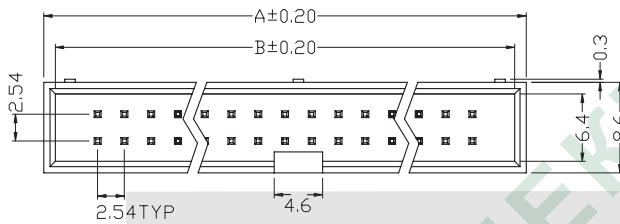
Housing: 30% Glass filled PBT UL94V-0
Contacts: Brass
Plating: Selective gold plated: gold plated on mating area and nickel plated on wire cutting area
Gold plated: 2u". over 50u" nickel
Tin plated: 100u". over 50u" nickel

Features:

- * Fully shrouded provides ultimate reliability.
- * With center polarization.
- * Straight, Right angle and Wire Wrap



Straight Type



P. C. B. Layout

Long Dip

Dimension

position	A	B	C
06	15.24	13.04	5.08
08	17.78	15.58	7.62
10	20.32	18.12	10.16
12	22.86	20.66	12.70
14	25.40	23.20	15.24
16	27.94	25.74	17.78
20	33.02	30.82	22.86
24	38.10	35.90	27.94
26	40.64	38.44	30.48
30	45.72	43.52	35.56
34	50.80	48.60	40.64
40	58.42	56.22	48.26
50	71.12	68.92	60.96
60	83.82	81.62	73.66
64	88.90	86.70	78.74

ORDER INFORMATION

Product No.: KLS1-202-XX-S-B

Pos. No. _____ Insulator Color: B=Black G=Gray L=Blue
 Box Header 2.54mm Series _____ Tail Style: S=Straight Pin R=Right Pin T=SMT Pin
 Number of Contacts: XX=06~64Pin

Connector



Box Header Series

KLS1-202 Box Header 2.54mm(0.100") Right pin Type

Electrical Characteristics:

Current Rating:1 AMP
Insulator Resistance: 5000MΩmin. at DC 500V
Contact Resistance: 20mΩmax. at DC 100mA
Operating Temperature: -45°C~+105°C

Material:

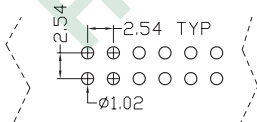
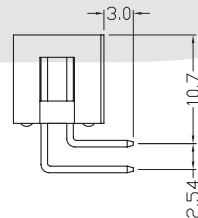
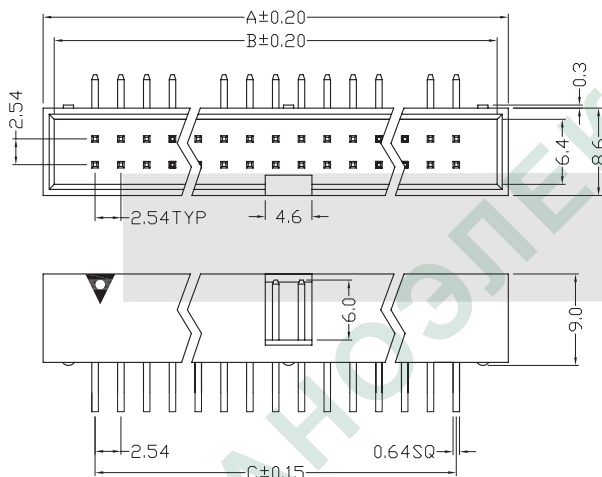
Housing:30% Glass filled PBT UL94V-0
Contacts: Brass
Plating: Selective gold plated:gold plated on mating area and nickel plated on wire cutting area
Gold plated:2u". over 50u" nickel
Tin plated:100u". over 50u" nickel

Features:

- * Fully shrouded provides ultimate reliability,
- * With center polarization.
- * Straight, Right angle and Wire Wrap



Right Angle Type



P.C.B Layout

Dimension

position	A	B	C
06	15.24	13.04	5.08
08	17.78	15.58	7.62
10	20.32	18.12	10.16
12	22.86	20.66	12.70
14	25.40	23.20	15.24
16	27.94	25.74	17.78
20	33.02	30.82	22.86
24	38.10	35.90	27.94
26	40.64	38.44	30.48
30	45.72	43.52	35.56
34	50.80	48.60	40.64
40	58.42	56.22	48.26
50	71.12	68.92	60.96
60	83.82	81.62	73.66
64	88.90	86.70	78.74

ORDER INFORMATION

Product No.: KLS1-202-XX-R-B

Pos. No. _____ Insulator Color: B=Black G=Gray L=Blue
 Tail Style: S=Straight Pin R=Right Pin T=SMT Pin
 Box Header 2.54mm Series _____ Number of Contacts: XX=06~64Pin

Connector

I

Box Header Series

KLS1-202 Box Header 2.54mm(0.100") SMT pin Type

Electrical Characteristics:


Current Rating:1 AMP
Insulator Resistance: 5000MΩmin. at DC 500V
Contact Resistance: 20mΩmax. at DC 100mA
Operating Temperature: -45°C~+105°C

Material:

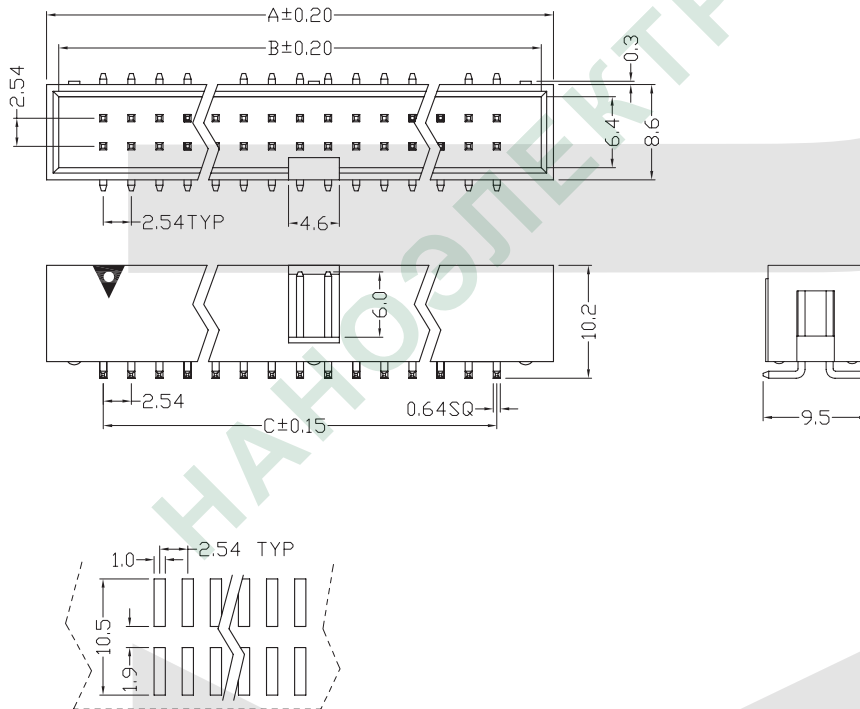
Housing:30% Glass filled PBT UL94V-0
Contacts: Brass
Plating: Selective gold plated:gold plated on mating area and nickel plated on wire cutting area
Gold plated:2u". over 50u" nickel
Tin plated:100u". over 50u" nickel

Features:

- * Fully shrouded provides ultimate reliability.
- * With center polarization.
- * Straight,Right angle and Wire Wrap



SMT Type



Dimension

position	A	B	C
06	15.24	13.04	5.08
08	17.78	15.58	7.62
10	20.32	18.12	10.16
12	22.86	20.66	12.70
14	25.40	23.20	15.24
16	27.94	25.74	17.78
20	33.02	30.82	22.86
24	38.10	35.90	27.94
26	40.64	38.44	30.48
30	45.72	43.52	35.56
34	50.80	48.60	40.64
40	58.42	56.22	48.26
50	71.12	68.92	60.96
60	83.82	81.62	73.66
64	88.90	86.70	78.74

P.C.B Layout

ORDER INFORMATION

Product No.: KLS1-202-XX-T-B

Pos. No. _____ Insulator Color: B=Black G=Gray L=Blue
 Tail Style: S=Straight Pin R=Right Pin T=SMT Pin
 Box Header 2.54mm Series _____ Number of Contacts: XX=06~64Pin