

SLOT/ EDGE CARD Series

KLS1-603C EDGE CARD SLOT 2.54mm Connector Straight Pin Type

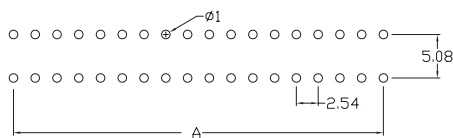
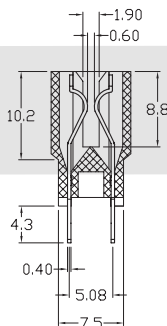
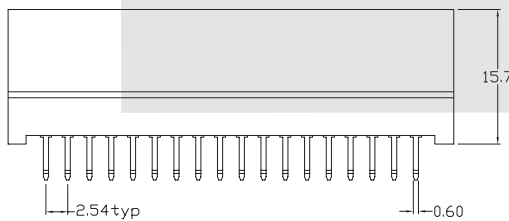
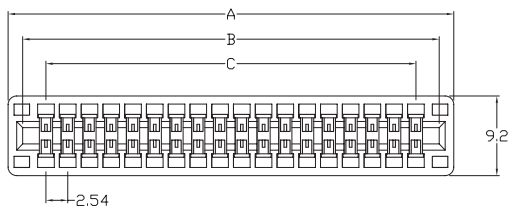



Electrical Characteristics:

Current Rating: 2 AMP
 Insulator Resistance: 1000M Ohm min. At DC 500V DC
 Contact Resistance: 30m Ohm max. At DC 100mA
 Withstanding Voltage: 1000V AC / rms 50Hz for 1 minute
 Operating Temperature: -45°C~+105°C

Material:

Housing: Glass filled PBT UL94V-0
 Contacts: Brass or Phosphor Bronze
 Plating: Contact Gold and Dip Tin over Nickel



Dimension

Position	A	B	C
06	13.92	10.52	5.08
08	16.46	13.06	7.62
10	19.00	15.60	10.16
12	21.54	18.14	12.70
14	24.08	20.68	15.24
20	31.70	28.30	22.86
22	34.24	30.84	25.40
24	36.78	33.38	27.94
26	39.32	35.92	30.48
30	44.40	41.00	35.56
36	52.02	48.62	43.18
40	57.10	53.70	48.26
44	62.18	58.78	53.34
50	69.80	66.40	60.96
60	82.50	79.10	73.66
62	85.04	81.64	76.20
72	97.74	94.34	88.90
86	115.52	112.12	106.68
100	133.30	129.90	124.46

P.C.B Layout

ORDER INFORMATION

Product No.: KLS1-603 C-XX-S

Pos. No. _____ Mounting Style: S=Straight pin R=Right Pin
 EDGE CARD Slot 2.54mm Connector _____ Number of Contacts: XX=06-100Pin
 _____ C-Without Ear

SLOT/EDGE CARD Series

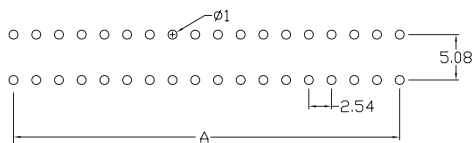
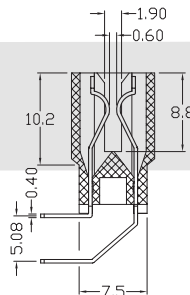
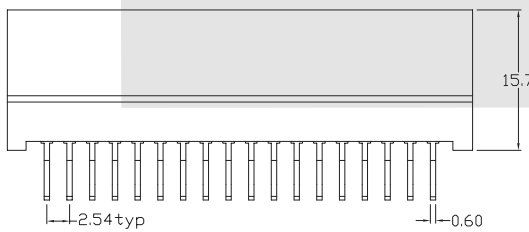
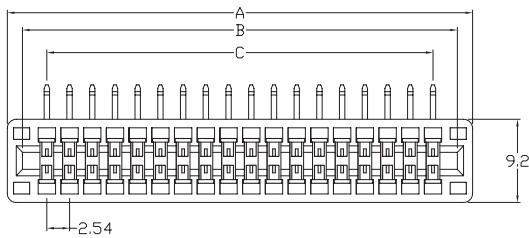

KLS1-603C EDGE CARD SLOT 2.54mm Connector Right Pin Type

Electrical Characteristics:

Current Rating: 2 AMP
 Insulator Resistance: 1000M Ohm min. At DC 500V DC
 Contact Resistance: 30m Ohm max. At DC 100mA
 Withstanding Voltage: 1000V AC / rms 50Hz for 1 minute
 Operating Temperature: -45°C~+105°C

Material:

Housing: Glass filled PBT UL94V-0
 Contacts: Brass or Phosphor Bronze
 Plating: Contact Gold and Dip Tin over Nickel



Dimension

Position	A	B	C
06	13.92	10.52	5.08
08	16.46	13.06	7.62
10	19.00	15.60	10.16
12	21.54	18.14	12.70
14	24.08	20.68	15.24
20	31.70	28.30	22.86
22	34.24	30.84	25.40
24	36.78	33.38	27.94
26	39.32	35.92	30.48
30	44.40	41.00	35.56
36	52.02	48.62	43.18
40	57.10	53.70	48.26
44	62.18	58.78	53.34
50	69.80	66.40	60.96
60	82.50	79.10	73.66
62	85.04	81.64	76.20
72	97.74	94.34	88.90
86	115.52	112.12	106.68
100	133.30	129.90	124.46

P.C.B Layout

ORDER INFORMATION

Product No.: KLS1-603 C-XX-R

Pos. No. _____ Mounting Style: S=Straight pin R=Right Pin
 EDGE CARD Slot 2.54mm Connector _____ Number of Contacts: XX=06-100Pin
 _____ C-Without Ear