
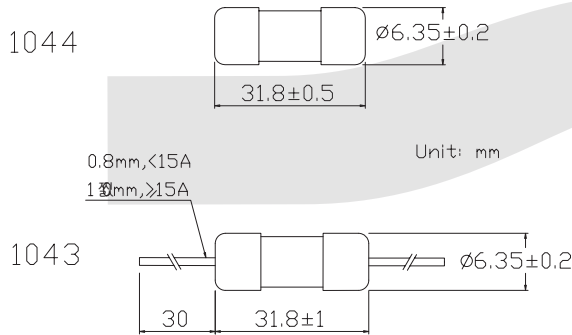


FUSE AND FUSE HOLDER

Φ6.35x32(30) Glass Tube Fuse Series

KLS5-1043/1044 Outer weld Φ6.35x32(30) Glass Tube Fuse (Fast Blow) Series

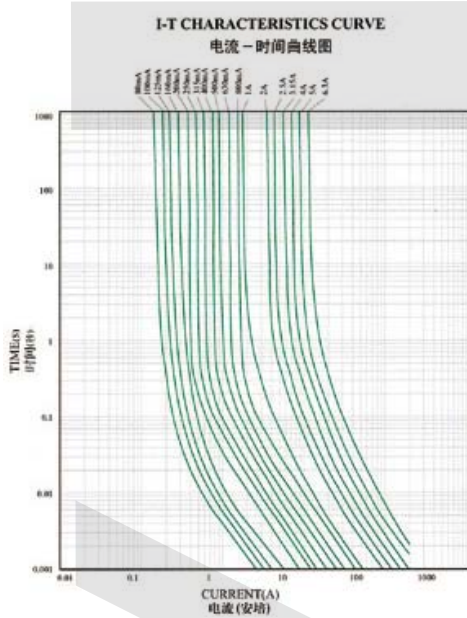


ELECTRICAL CHARACTERISTICS

RATING		≥ 50mA - 100mA	>100mA - 10A
2.1In	Max	20 s	20 s
	Min	20 ms	20 ms
2.75In	Max	200 ms	1500 ms
	Min	1 ms	8ms
4In	Max	30 ms	400 ms
	Min	5 ms	80 ms

Part No.	Rated Current	Rated Voltage
1044-0100	100mA	125V/250V
1044-0125	125mA	125V/250V
1044-0150	150mA	125V/250V
1044-0160	160mA	125V/250V
1044-0200	200mA	125V/250V
1044-0250	250mA	125V/250V
1044-0300	300mA	125V/250V
1044-0315	315mA	125V/250V
1044-0350	350mA	125V/250V
1044-0400	400mA	125V/250V
1044-0500	500mA	125V/250V
1044-0600	600mA	125V/250V
1044-0700	700mA	125V/250V
1044-0750	750mA	125V/250V
1044-0800	800mA	125V/250V
1044-1000	1A	125V/250V
1044-1200	1.2A	125V/250V
1044-1250	1.25A	125V/250V
1044-1500	1.5A	125V/250V
1044-1600	1.6A	125V/250V
1044-1800	1.8A	125V/250V
1044-2000	2A	125V/250V
1044-2500	2.5A	125V/250V
1044-3000	3A	125V/250V
1044-3150	3.15A	125V/250V
1044-3500	3.5A	125V/250V
1044-4000	4A	125V/250V
1044-5000	5A	125V/250V
1044-6000	6A	125V/250V
1044-6300	6.3A	125V/250V
1044-7000	7A	125V/250V
1044-8000	8A	125V/250V
1044-10000	10A	125V/250V
1044-12000	12A	125V/250V
1044-15000	15A	125V/250V

Part No.	Rated Current	Rated Voltage
1043-0100	100mA	125V/250V
1043-0125	125mA	125V/250V
1043-0150	150mA	125V/250V
1043-0160	160mA	125V/250V
1043-0200	200mA	125V/250V
1043-0250	250mA	125V/250V
1043-0300	300mA	125V/250V
1043-0315	315mA	125V/250V
1043-0350	350mA	125V/250V
1043-0400	400mA	125V/250V
1043-0500	500mA	125V/250V
1043-0600	600mA	125V/250V
1043-0700	700mA	125V/250V
1043-0750	750mA	125V/250V
1043-0800	800mA	125V/250V
1043-1000	1A	125V/250V
1043-1200	1.2A	125V/250V
1043-1250	1.25A	125V/250V
1043-1500	1.5A	125V/250V
1043-1600	1.6A	125V/250V
1043-1800	1.8A	125V/250V
1043-2000	2A	125V/250V
1043-2500	2.5A	125V/250V
1043-3000	3A	125V/250V
1043-3150	3.15A	125V/250V
1043-3500	3.5A	125V/250V
1043-4000	4A	125V/250V
1043-5000	5A	125V/250V
1043-6000	6A	125V/250V
1043-6300	6.3A	125V/250V
1043-7000	7A	125V/250V
1043-8000	8A	125V/250V
1043-10000	10A	125V/250V
1043-12000	12A	125V/250V
1043-15000	15A	125V/250V



ORDER INFORMATION

Product NO.: KLS5-1043-XXXX

Rated Current
Lead Type: 1043=With Lead 1044=No Lead
Part Number