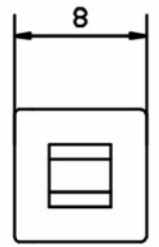
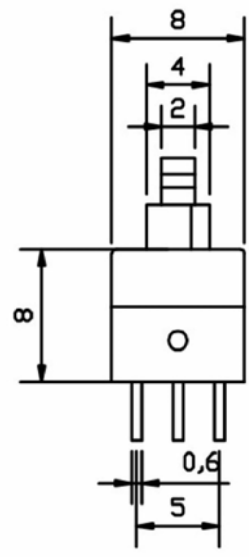
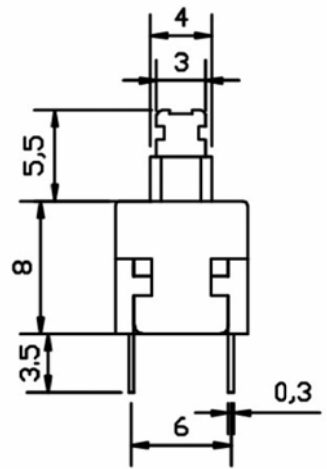
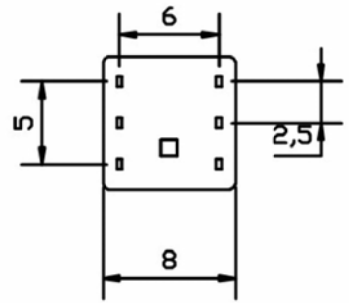
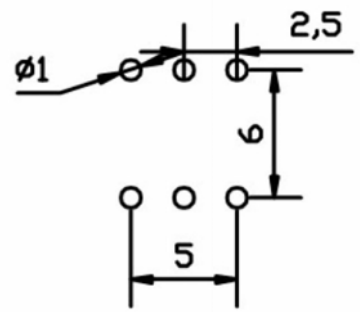


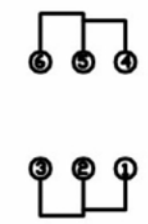
1
RoHS Compliance



Hole Dimensions



Circuit Diagram



- Material:
- 1.Cover:Polycarbonate
 - 2.Housing:PA66
 - 3.Spring:Carbon cable steel wire
 - 4.Contacts:POM
 - 5.Reed
 - 6.Crochet hook

- Specification:
- Contact Resistance:0.03 Ω Max
 - Insulation Resistance:100M Ω Min
 - Withstanding Voltage: AC 250V (50Hz) min
 - Mechanical Life: 100000 Cycles
 - Electrical Life: 50000 Cycles

ANGLE TOLERANCE	PROJECTION	Description:	
$\pm 3^\circ$		Mini Push Switch 8.0X8.0mm	
GENERAL TOLERANCE	UNITS	mm	KLS P/N:
x.x ± 0.30	SHEET SIZE	A4	L-KLS7-P8.0x8.0-1
x.xx ± 0.20	Draw:	Daniel	2020-11-11
x.xxx ± 0.10	Check:	Daniel	2020-11-11



KLS ELECTRONIC CO.,L TD.