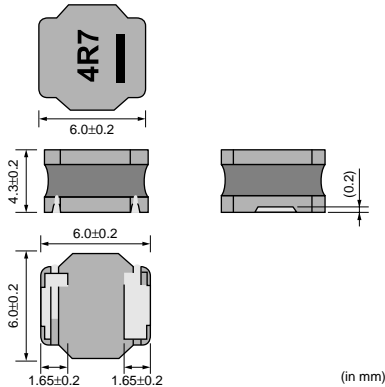


# Chip Inductor (Chip Coil) Power Inductor (Wire Wound Type)

## LQH6PP Series (2424 Size)

### ■ Dimensions



### ■ Packaging

Code	Packaging	Minimum Quantity
L	180mm Embossed Tape	250
K	330mm Embossed Tape	1500

### ■ Rated Value (□: packaging code)

Part Number	Inductance	Inductance Test Frequency	Allowable DC Current (Based on Temperature Rise)	Allowable DC Current (Based on Inductance Change)	DC Resistance	Self Resonance Frequency (min.)	Class of Magnetic Shield
LQH6PPN1R0N43□	1.0μH±30%	100kHz	4.30A	7.50A	0.009ohm±30%	110MHz	Magnetic shield of magnetic powder in resin
LQH6PPN1R5N43□	1.5μH±30%	100kHz	4.15A	6.50A	0.010ohm±30%	60MHz	Magnetic shield of magnetic powder in resin
LQH6PPN2R2N43□	2.2μH±30%	100kHz	4.10A	5.60A	0.014ohm±30%	30MHz	Magnetic shield of magnetic powder in resin
LQH6PPN3R3N43□	3.3μH±30%	100kHz	3.80A	4.50A	0.016ohm±30%	30MHz	Magnetic shield of magnetic powder in resin
LQH6PPN4R7M43□	4.7μH±20%	100kHz	3.20A	4.00A	0.020ohm±30%	25MHz	Magnetic shield of magnetic powder in resin
LQH6PPN6R8M43□	6.8μH±20%	100kHz	2.85A	3.20A	0.028ohm±30%	20MHz	Magnetic shield of magnetic powder in resin
LQH6PPN100M43□	10μH±20%	100kHz	2.60A	2.60A	0.044ohm±30%	15MHz	Magnetic shield of magnetic powder in resin
LQH6PPN150M43□	15μH±20%	100kHz	2.20A	2.20A	0.065ohm±30%	10MHz	Magnetic shield of magnetic powder in resin
LQH6PPN220M43□	22μH±20%	100kHz	1.55A	1.70A	0.108ohm±30%	10MHz	Magnetic shield of magnetic powder in resin
LQH6PPN330M43□	33μH±20%	100kHz	1.29A	1.60A	0.137ohm±30%	6MHz	Magnetic shield of magnetic powder in resin
LQH6PPN470M43□	47μH±20%	100kHz	1.10A	1.25A	0.230ohm±30%	6MHz	Magnetic shield of magnetic powder in resin
LQH6PPN680M43□	68μH±20%	100kHz	1.00A	1.10A	0.289ohm±30%	5MHz	Magnetic shield of magnetic powder in resin
LQH6PPN101M43□	100μH±20%	100kHz	0.80A	0.92A	0.436ohm±30%	3MHz	Magnetic shield of magnetic powder in resin

Operating Temperature Range: -40 to +85°C

Only for reflow soldering.

### ■ Notice (Allowable DC Current)

<Allowable DC Current>

When Allowable DC Current is applied to the Products, self-generation of heat will rise to 40°C or less.


When Allowable DC Current is applied to the Products, Inductance will be within +-30% of nominal Inductance value.

Continued on the following page.

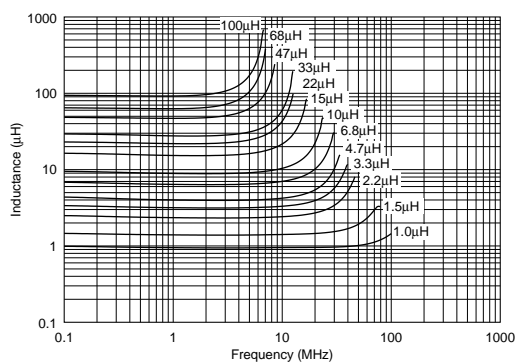
● This data sheet is applied for CHIP INDUCTORS (CHIP COILS) used for General Electronics equipment for your design.

### ⚠ Note:

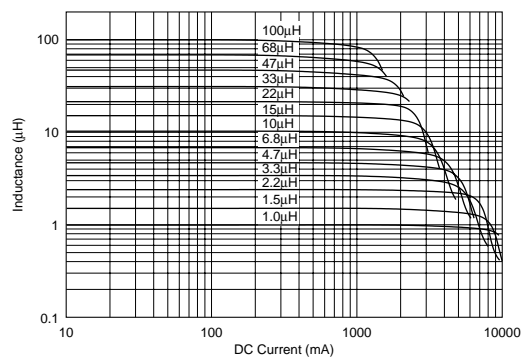
1. This datasheet is downloaded from the website of Murata Manufacturing co., Ltd. Therefore, it's specifications are subject to change or our products in it may be discontinued without advance notice. Please check with our sales representatives or product engineers before ordering.
2. This datasheet has only typical specifications because there is no space for detailed specifications. Therefore, please approve our product specifications or transact the approval sheet for product specifications before ordering.

 Continued from the preceding page.

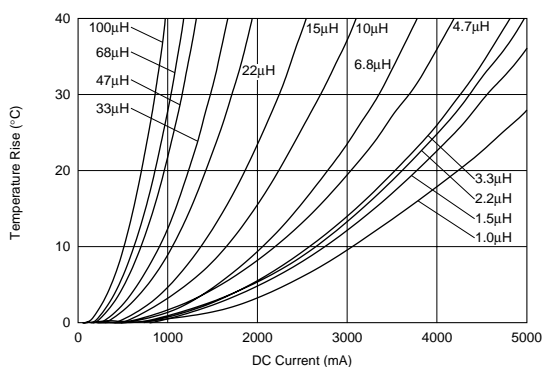
### ■ Inductance-Frequency Characteristics (Typ.)



### ■ Inductance-Current Characteristics (Typ.)



### ■ Temperature Rise Characteristics (Typ.)



### ■ ⚠ Caution/Notice

#### ⚠ Caution (Rating)

Do not use products beyond the rated current as this may create excessive heat.

#### Notice

Solderability of Tin plating termination chip might be deteriorated when low temperature soldering profile where peak solder temperature is below the Tin melting point is used. Please confirm the solderability of Tin plating termination chip before use.

● This data sheet is applied for CHIP INDUCTORS (CHIP COILS) used for General Electronics equipment for your design.

#### ⚠ Note:

1. This datasheet is downloaded from the website of Murata Manufacturing co., Ltd. Therefore, it's specifications are subject to change or our products in it may be discontinued without advance notice. Please check with our sales representatives or product engineers before ordering.
2. This datasheet has only typical specifications because there is no space for detailed specifications. Therefore, please approve our product specifications or transact the approval sheet for product specifications before ordering.