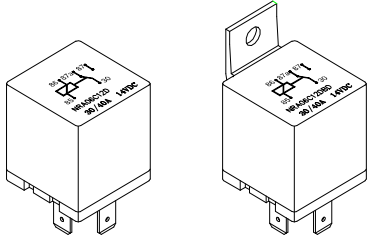




Industrial & Electrical Components

# Automotive Relay

Part No. **NRA07**



- Fasten connection pins
- Stable function in high or low temp.
- With or without flanger hook
- 80A starting load capacity

## CONTACT

Arrangement	1A / 1B / 1C
Contact Material	Silver Alloy
Contact Resistance	
(By voltage drop 6V 1A)	Max. 100mΩ
Rating	1A: 80A 14VDC
Resistive load	1B: 60A 14VDC
(Cos.Φ=1)	1C: NO: 80A 14VDC
	NC: 60A 14VDC
Motor Inrush	
Max. Allowable Voltage	75VDC
Max. Allowable Current	80A
Max. Allowable Power	1120W
Service life	
Electrical	1 X 10 <sup>5</sup>
Machanical	1 X 10 <sup>7</sup>

## CHARACTERISTICS

Operate Time	Max: 10ms
Release Time	Max: 7ms
Initial breakdown voltage	
Between coil & contact	50HZ 750VAC for 1 Min.
Between open contacts	50HZ 500VAC for 1 Min.
Insulation Resistance	Min.100MΩ (500 VDC)
Ambient temperature	-40°C~+85°C
Humidity	85%(at 40 °C)
Shock	Functional 294 m/s <sup>2</sup>
Resistance	Destruction
Vibration	Functional 10 to 50 Hz D.A. of 3.0mm
Resistance	Destruction 10 to 50 Hz D.A. of 3.0mm
Unit weight	46g Max.

## ORDERING INFORMATION

e.g

**NRA - 07 - A - 12D - B**

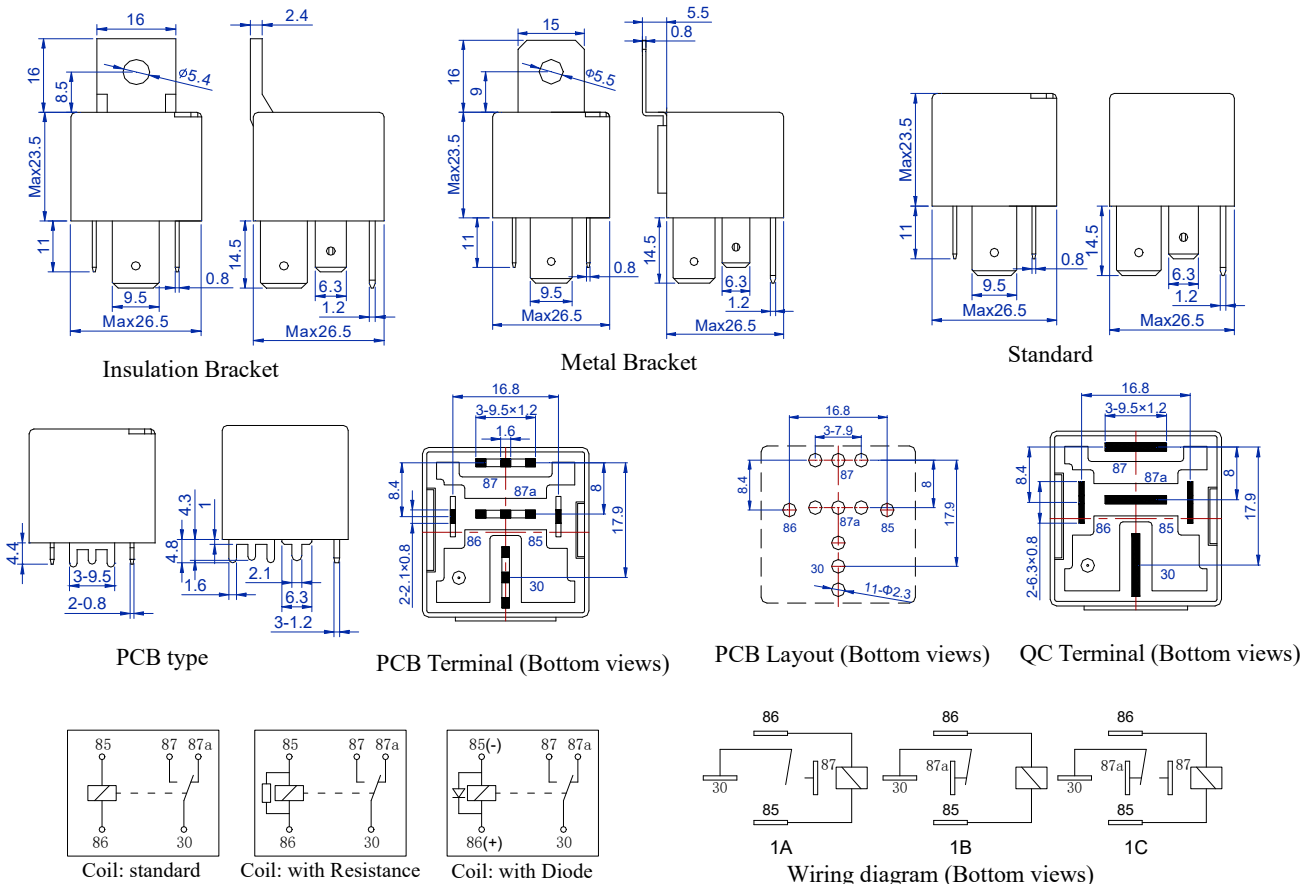
- ①      ②      ③      ④      ⑤

- ① Series:            NCR Automotive Relay Series
- ② Part No.
- ③ Contact Form: C=1C/O; A = 1N/O; B= 1N/C;
- ④ Coil Voltage: 6,12, 24,48 VDC
- ⑤ Nil= No flanger bracket (Standard)  
B= With flanger bracket(Insulation or Metal Bracket)

**COIL DATA (at 20 )**

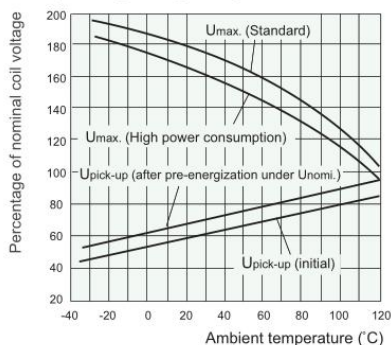
Nomina I Voltage (VDC)	Pick-up Voltage VDC(Max)	Drop-out Voltage VDC(Min)	Coil Resistance ( $\Omega$ )±10%		Max.Allowable Voltage
			1.6W	1.8W	
6	3.9	0.6	22.5	20	130% apply to nominal Voltage
12	7.8	1.2	90	80	
24	15.6	2.4	360	320	
48	31.2	4.8	1440	1280	

**DIMENSIONS (Unit: mm)**



**Reference Data 性能曲线图**

1. Coil operating voltage range



Disclaimer:

The specifications in this datasheet are for reference only and subject to change without notice.No chance for us to evaluate all the specifications and technical parameters for each possible application.The users will take the responsibility to choose the correct products for their own applications. While if any technical support is needed, please contact NCR team for assistance.