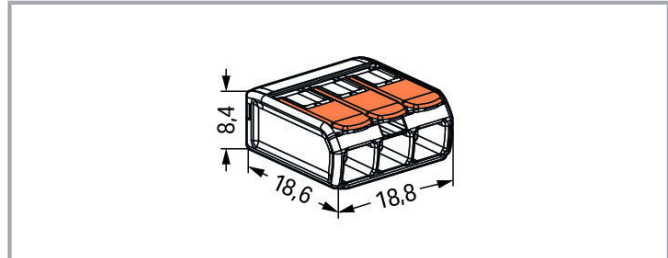


Data sheet | Item number: 221-413

COMPACT Splicing Connector; for all conductor types; max. 4 mm²; 3-conductor; with levers; transparent housing; Surrounding air temperature: max 85°C (T85); 4,00 mm²; transparent

www.wago.com/221-413



Item description

Your Benefits:

- Ease of use – pull the lever up, insert a conductor and push the lever back down
- Available as 2-, 3- and 5-wire connectors
- Easily terminate conductors from 0.14 to 4 mm²
- Connect solid, stranded and fine-stranded conductors

Subject to changes. Please also observe the further product documentation!

WAGO GmbH & Co. KG
Hansastr. 27
32423 Minden
Phone: +49571 887-0 | Fax: +49571 887-169
Email: info.de@wago.com | Web: www.wago.com

Do you have any questions about our products?
We are always happy to take your call at +49 (571) 887-44222.



- Time savings for installers and device manufacturers
- Quickly install devices with higher levels of power consumption
- Safely install long cable runs with larger conductor cross sections
- Mounting carrier for installation conforms to standards
- Custom carriers are possible

Data

Notes

Safety information 1

in grounded power lines

Electrical data

Ratings per IEC/EN

Ratings per	EN 60664
Nominal voltage (II/2)	450 V
Rated surge voltage (II/2)	4 kV
Rated current	32 A
Legend (ratings)	(II / 2) Overvoltage category II / Pollution degree 2

Ratings per UL

Approvals per	UL 486C
Rated voltage UL (Use Group C)	600 V
Rated current UL (Use Group C)	20 A

Connection data

Total number of connection points	3
Total number of potentials	1

Connection 1

Connection technology	CAGE CLAMP®
Actuation type	Lever
Connectable conductor materials	Copper
Nominal cross-section	4 mm ²
Solid conductor	0.2 ... 4 mm ² / 24 ... 12 AWG
Stranded conductor	0.2 ... 4 mm ² / 24 ... 12 AWG
Fine-stranded conductor	0.14 ... 4 mm ² / 24 ... 12 AWG

Subject to changes. Please also observe the further product documentation!



Strip length	11 mm / 0.43 inch
Wiring direction	Side-entry wiring

Physical data

Width	18.8 mm / 0.74 inch
Height	8.6 mm / 0.327 inch
Depth	18.8 mm / 0.732 inch

Material data

Color	transparent
Flammability class per UL94	V2
Fire load	0.048 MJ
Color of actuator	orange
Weight	2.5 g

Environmental requirements


Surrounding air temperature (operation)	85 °C
Continuous operating temperature	105 °C
Temperature marking per EN 60998	T85

Commercial data

Product Group	7 (Push Wire Conn.)
PU (SPU)	500 (50) Stück
Packaging type	box
Country of origin	DE
GTIN	4050821808442
Customs tariff number	85369010000

Approvals / Certificates

Country specific Approvals

Logo	Approval	Additional Approval Text	Certificate name
	CCA DEKRA Certification B.V.	EN 60998	NTR NL-7827
	KEMA/KEUR	EN 60998	71-



Subject to changes. Please also observe the further product documentation!

DEKRA Certification B.V.


113253



Ship Approvals

Logo	Approval	Additional Approval Text	Certificate name
	ABS American Bureau of Shipping	-	18- HG1755093- PDA
	DNV GL Det Norske Veritas, Germanischer Lloyd	EN 60998	TAE000015T
	LR Lloyds Register	EN 60998	04/20013 (E8)

UL-Approvals

Logo	Approval	Additional Approval Text	Certificate name
	UL UL International Germany GmbH	UL 486C	E69654

Optional accessories

Jumpers

Jumper		
	Item no.: 221-941 Jumper; for conductor entry; 2-way; insulated; dark gray	www.wago.com/221-941
	Item no.: 221-941/000-006 Jumper; for conductor entry; 2-way; insulated; blue	www.wago.com/221-941/000-006
	Item no.: 221-942 Jumper; for conductor entry; 2-way; insulated; dark gray	www.wago.com/221-942

Subject to changes. Please also observe the further product documentation!

WAGO GmbH & Co. KG
 Hansastr. 27
 32423 Minden
 Phone: +49571 887-0 | Fax: +49571 887-169
 Email: info.de@wago.com | Web: www.wago.com

Do you have any questions about our products?
 We are always happy to take your call at +49 (571) 887-44222.



Item no.: 221-942/000-006
 Jumper; for conductor entry; 2-way; insulated; blue

www.wago.com/221-942/000-006

Mounting adapter

Mounting accessories



Item no.: 221-500
 Mounting carrier; 221 Series - 4 mm²; for DIN-35 rail mounting/screw mounting; orange

www.wago.com/221-500



Item no.: 221-503
 Mounting carrier; for 3-conductor terminal blocks; 221 Series - 4 mm²; for screw mounting; white

www.wago.com/221-503



Item no.: 221-503/000-004
 Mounting carrier; for 3-conductor terminal blocks; 221 Series - 4 mm²; for screw mounting; black

www.wago.com/221-503/000-004



Item no.: 221-513/000-004
 Mounting carrier; for 3-conductor terminal blocks; 221 Series - 4 mm²; with snap-in mounting foot for horizontal mounting; black

www.wago.com/221-513/000-004



Item no.: 221-513
 Mounting carrier; for 3-conductor terminal blocks; 221 Series - 4 mm²; with snap-in mounting foot for horizontal mounting; white

www.wago.com/221-513



Item no.: 221-523/000-004
 Mounting carrier; for 3-conductor terminal blocks; 221 Series - 4 mm²; with snap-in mounting foot for vertical mounting; black

www.wago.com/221-523/000-004



Item no.: 221-523
 Mounting carrier; for 3-conductor terminal blocks; 221 Series - 4 mm²; with snap-in mounting foot for vertical mounting; white

www.wago.com/221-523



Item no.: 221-500/000-006
 Mounting carrier; 221 Series - 4 mm²; for DIN-35 rail mounting/screw mounting; blue

www.wago.com/221-500/000-006



Item no.: 221-500/000-053
 Mounting carrier; 221 Series - 4 mm²; for DIN-35 rail mounting/screw mounting; dark gray-yellow

www.wago.com/221-500/000-053

Downloads

Documentation

Bid Text

221-413	19/02/2019	xml	Download
X81 - Datei		3.5 kB	

Subject to changes. Please also observe the further product documentation!



221-413	23/01/2019	docx	Download
docx - Datei		15.7 kB	

Additional Information

Technical explanations		pdf	Download
		2.2 MB	

CAD/CAE-Data

CAE data

EPLAN Data Portal 221-413		URL	Download
---------------------------	--	-----	----------

ZUKEN Portal 221-413		URL	Download
----------------------	--	-----	----------

CAD data

2D/3D Models 221-413		URL	Download
----------------------	--	-----	----------

Environmental Product Compliance

Compliance Search

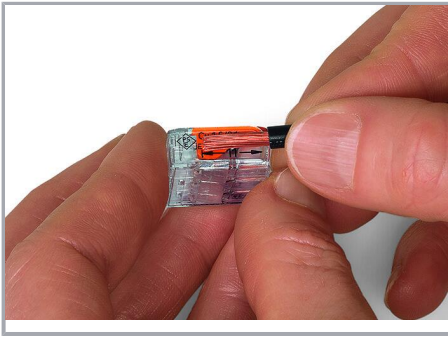
Environmental Product Compliance 221-413		URL	Download
--	--	-----	----------

COMPACT Splicing Connector; for all conductor types; max. 4 mm²; 3-conductor; with levers; transparent housing; Surrounding air temperature: max 85°C (T85); 4,00 mm²; transparent


Installation Notes

Conductor termination


Subject to changes. Please also observe the further product documentation!



Strip conductor to 11 mm (0.43 inch).




Termination: Lift the lever to open the clamping unit and insert a stripped conductor.




Then, lower the lever to close the clamp.

Application



Wiring fine-stranded conductors in junction boxes.



Custom low-voltage lighting system



Lighting distribution in a ceiling canopy



Pendant light connection in a suspended ceiling

Subject to changes. Please also observe the further product documentation!