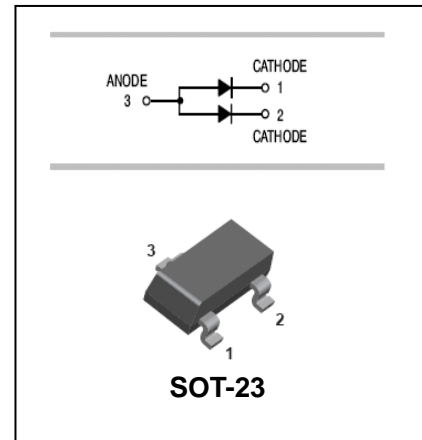


Surface mount switching diode

BAW56

FEATURES

- For high-speed switching Applications.
- Common anode



APPLICATIONS

- High speed switching application.

ORDERING INFORMATION

Type No.	Marking	Package Code
BAW56	A1	SOT-23

MAXIMUM RATING @ Ta=25°C unless otherwise specified

Characteristic	Symbol	Limits	Unit
Non-repetitive peak reverse voltage	V_{RM}	100	V
Peak Repetitive Reverse Voltage Working peak reverse voltage DC Reverse Voltage	V_{RRM} V_{RWM} V_R	75	V
Forward Continuous Current	I_F	300	mA
Non-repetitive forward Surge Current @t=1.0ms @t=1.0s	I_{FSM}	2.0 1.0	A
Power Dissipation	P_D	350	mW
Thermal resistance junction to ambient air	$R_{\theta JA}$	357	°C/W
Operating Junction Temperature Range	T_j	150	°C
Storage Temperature Range	T_{STG}	-65 to +150	°C

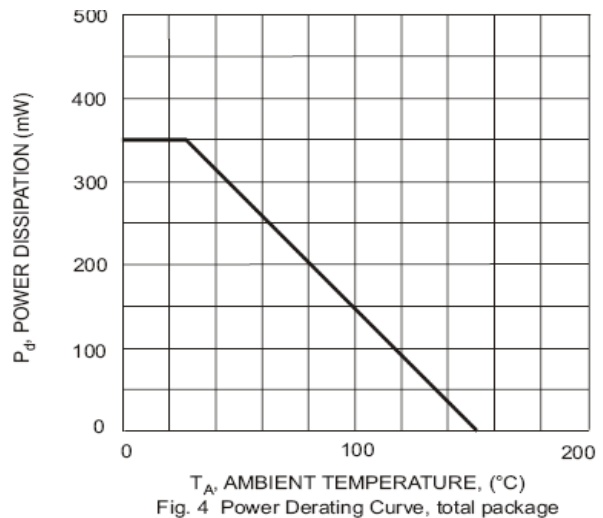
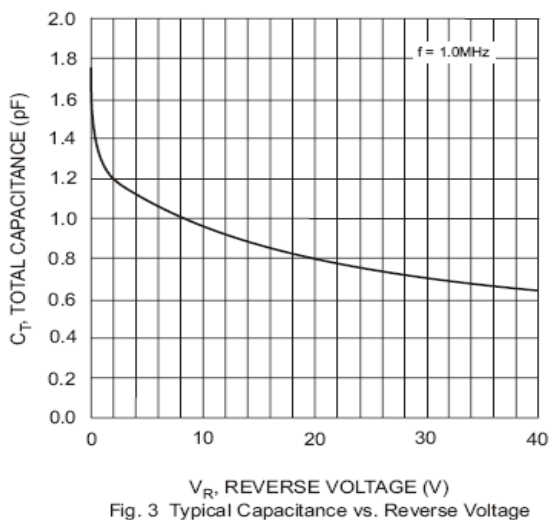
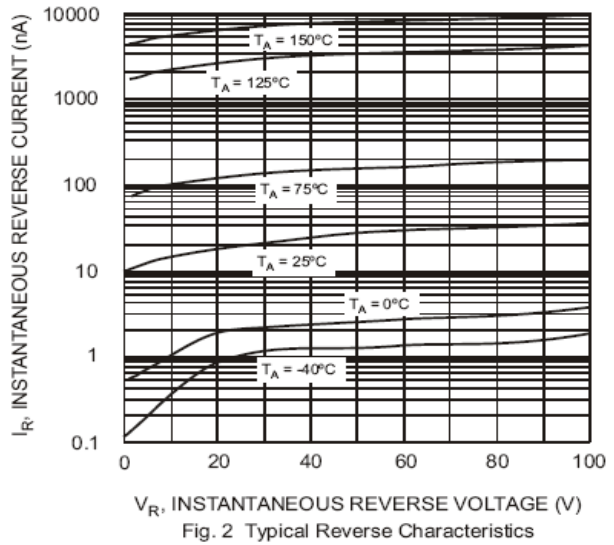
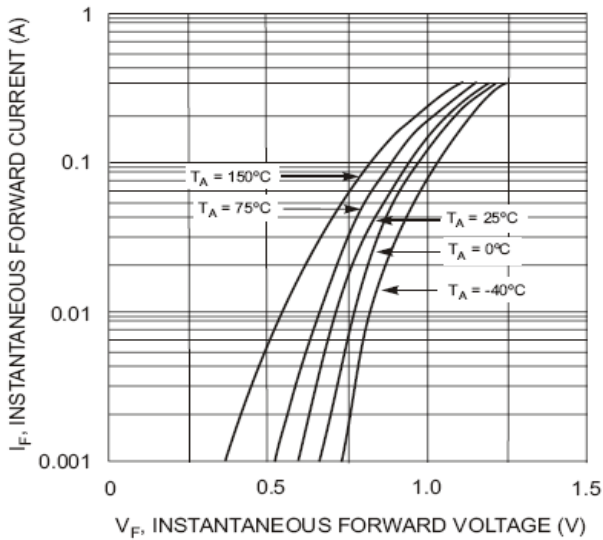
Surface mount switching diode

BAW56

ELECTRICAL CHARACTERISTICS @ Ta=25°C unless otherwise specified

Characteristic	Symbol	Min	MAX	UNIT	Test Condition
Reverse Breakdown Voltage	$V_{(BR)R}$	75	-	V	$I_R = 2.5\mu A$
Forward Voltage	V_F	-	715 855 1000 1250	V	$I_F = 1mA$ $I_F = 10mA$ $I_F = 50mA$ $I_F = 150mA$
Reverse Leakage Current	I_R	-	2.5 25	μA nA	$V_R = 75V$ $V_R = 20V$
Diode Capacitance	C_D	-	2	pF	$V_R = 0V, f = 1MHz$
Reverse Recovery Time	t_{rr}	-	4	ns	$I_F = I_R = 10mA,$ $I_{rr} = 0.1 * I_R, R_L = 100\Omega$

TYPICAL CHARACTERISTICS @ Ta=25°C unless otherwise specified



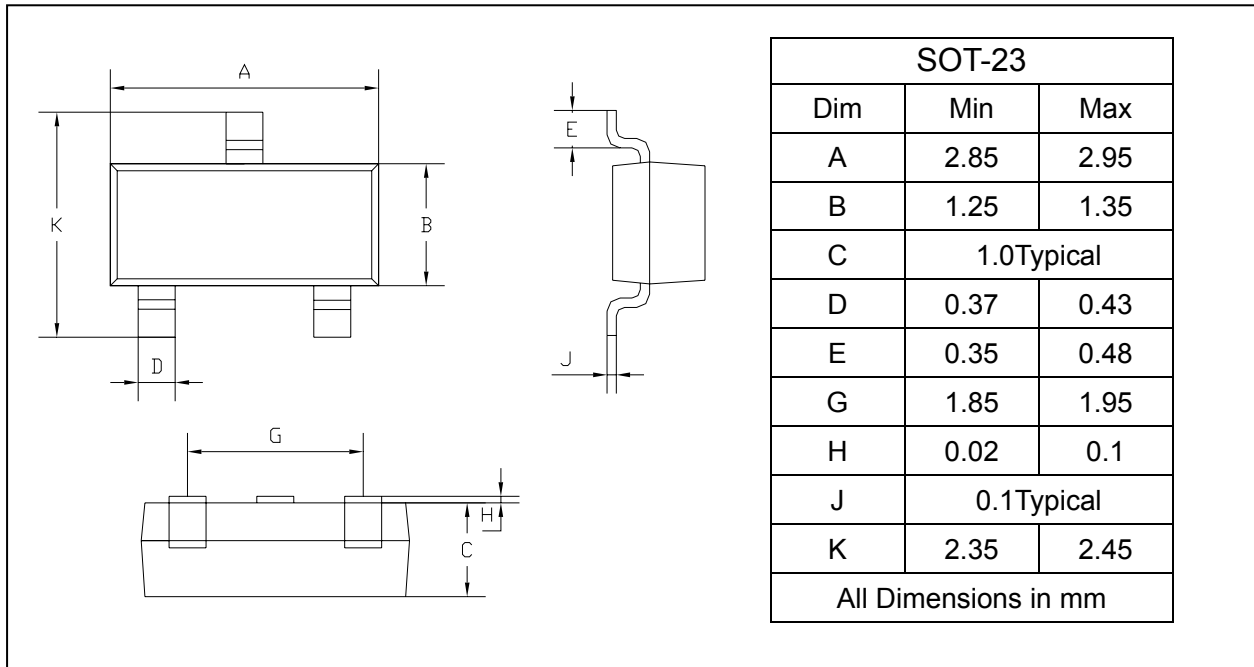
Surface mount switching diode

BAW56

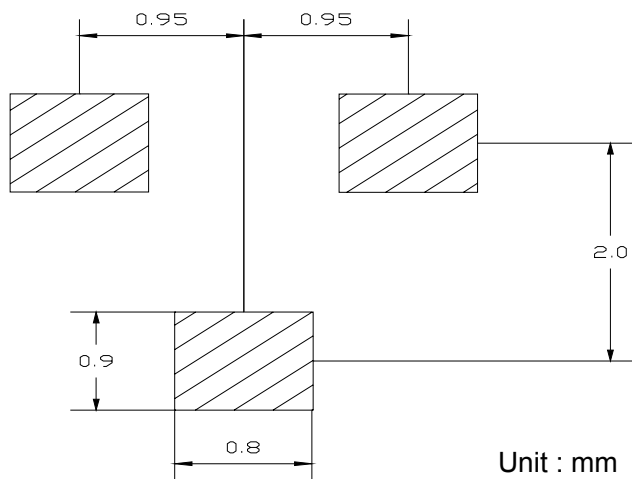
PACKAGE OUTLINE

Plastic surface mounted package

SOT-23



SOLDERING FOOTPRINT



PACKAGE INFORMATION

Device	Package	Shipping
BAW56	SOT-23	3000/Tape&Reel