


CXDL2.5(E)T S1



connectwell
THE RIGHT CONNECTION

2.5 sq.mm Double Level Terminal Blocks with Temperature Sensor indication - TS1 Configuration

Double Level Terminal Block are available with DC voltage indicator with TEMPERATURE SENSOR

TECHNICAL DATA

Rated Voltage	1000 V
Rated Current	1 A
Housing Material	Polymide
Product Function	With Electronic Components: Diode/Resistor
Wire Entry Orientation	Top Entry
Mounting Possibility	DIN 35/DIN 35-15 Rail
Operated by	Screwdriver
Rated Surge Voltage	8 KV
Pollution Degree	3

CONNECTION DATA

Conductor Cross Section Stranded min.	0.2 mm ²
Conductor Cross Section Stranded max.	2.5 mm ²
Conductor Cross Section AWG/Kcmil min	24 AWG
Conductor Cross Section AWG/Kcmil max	12 AWG
Stripping Length	10 mm

DIMENSIONS

Height with DIN 35 x 15 mm rail	57 mm
Height with DIN 35 x 7.5 mm rail	49.5 mm
Length	72.7 mm
Width (Thickness)	5 mm

ORDERING INFORMATION

CAT. NO.	DESCRIPTION	STD. PACK
CXDL2.5(E)TS1	2.5 sq.mm Terminal Block with Temperature sensor	50

ACCESSORIES

IMAGES	CAT. NO.	DESCRIPTION	STD. PACK
	CA701-1M	Din 35 Rail unslotted 1 meter	50
	CA701-2M	Din 35 Rail unslotted 2 meter	50
	CA701-2M-S	Din 35 Rail slotted 2 meter	50
	CA701-1M-S	Din 35 Rail slotted 1 meter	50
	CA701-15-1M	Din 35 Rail 15 deep unslotted 1 meter	50
	CA701-15-1M-S	Din 35 Rail 15 deep slotted 1 meter	50
	CA701-15-2M	Din 35 Rail 15 deep unslotted 2 meter	50
	CA701-15-2M-S	Din 35 Rail 15 deep slotted 2 meter	50

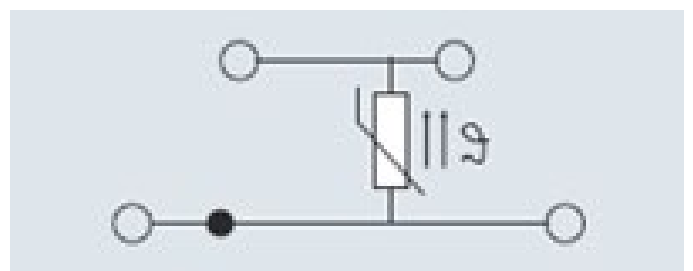
ACCESSORIES

IMAGES	CAT. NO.	DESCRIPTION	STD. PACK
	CA103	EndClamp in Polyamide suitable for Din 35/Din 35-15 rails	50
	CA702	End Clamp in Polyamide 66 suitable for Din 32 / Din 35 / Din 35-15 Rails	50
	CA802	End Clamp in Polyamide suitable for Din 35 / Din 35-15 Rails	50
	EPCXDL2.5	End Plate in Grey Colour	50
	JX2.5/2	Shorting Link for 2.5 sq mm series	100
	JX2.5/3	Shorting Link for 2.5 sq mm series	50
	JX2.5/4	Shorting Link for 2.5 sq mm series	50
	JX2.5/5	Shorting Link for 2.5 sq mm series	50
	JX2.5/6	Shorting Link for 2.5 sq mm series	50
	JX2.5/7	Shorting Link for 2.5 sq mm series	10
	JX2.5/8	Shorting Link for 2.5 sq mm series	10
	JX2.5/10	Shorting Link for 2.5 sq mm series	10
JX2.5/20	Shorting Link for 2.5 sq.mm series	10	
	CA509/K5	Blank Marking Tag	100
	SCS0.5/3	Electricians Screwdriver for slotted screws	10


APPROVALS



CIRCUIT DIAGRAM



CXDL2.5(E)T
S1



connectwell
THE RIGHT CONNECTION

RATINGS AS PER STANDARDS

STANDARDS	UL 1059	CSA C.22.2 No:158	IEC/EN60947-7-1
Approvals	UL	CSA	CE
Conductor Cross Section Stranded min.	24 AWG	24 AWG	0.2 mm ²
Conductor Cross Section Stranded max.	12 AWG	12 AWG	2.5 mm ²
Rated Voltage	600 V	600 V	1000 V
Rated Current	20 A	20 A	1 A