



SIGNAL RELAY


Safety Approval

UL No. E164730

IEC No. 50097843

Features

- Microminiature relay  
Dimension: 20.3×9.9×11.4 (mm)
- High sensitivity
- 2 Form C contacts



ORDERING INFORMATION

**HRS2H** - **S** - **DC12V** - **T**

Model	Enclosure	Coil Voltage	Coil Sensitivity
	S - Plastic Sealed Type	DC3V, DC5V, DC6V DC9V, DC12V, DC24V	Blank: 450mW T - High Sensitivity (150mW) N - Sensitivity (200mW) B - Standard 360mW (48VDC: 400mW)

Remarks: 1. Available in 2 Form C only 2. Contact rating: 1A, 2A

SPECIFICATION

CONTACT DATA

Contact Form	2 Form C	
Contact Material	AuAg overlay, Ag Alloy	
Contact Rating	1A 120VAC/24VDC 2A 120VAC/24VDC	
Contact Resistance	Max. 50mΩ (6VDC 0.1A)	
Load	Max. Switching Voltage	125VAC/30VDC
	Max. Switching Current	2A
	Max. Switching Power	250VA, 60W
	Min. Switching Load	5VDC, 10mA
Life	Electrical	100,000 operations
	Mechanical	15,000,000 operations

GENERAL DATA

Insulation Resistance	Min. 1000MΩ 500VDC	
Dielectric Strength	Between open contacts	500VAC, 1min
	Between coil and contacts	1,000VAC, 1min
Operate Time	Max. 7ms	
Release Time	Max. 3ms	
Operating Temperature	-25°C to +70°C	
Humidity	35~95%RH, +40°C	
Surge Strength	1,500VAC, 10x160 μs	
Shock Resistance	Endurance	1,000m/s <sup>2</sup>
	Misoperation	100m/s <sup>2</sup>
Vibration Resistance	Endurance	10~55Hz, 1.5mm double amplitude
	Misoperation	10~55Hz, 1.5mm double amplitude
Weight	Approximately 5.0g	

Note: Data shown are of initial value

COIL DATA

Nominal Coil Power	150mW, 200mW, 360mW, 450mW
--------------------	----------------------------

SAFETY APPROVAL

File Number	Contact Form	Power Consumption	Coil Voltage	Contact Rating	Remark
UL E164730	C	0.15W/0.20W/0.36W	3-48VDC	1A 120VAC/24VDC	Ambient Temperature: 85°C
				2A 120VAC/24VDC	
	C	0.45W	3-48VDC	1A 120VAC/24VDC	
TUV 50097843	C	0.20W/0.36W	3-24VDC	1A 120VAC/24VDC	Ambient Temperature: 70°C

Specifications subject to change without notice

ISO9001、ISO/TS16949、ISO14001 Approved

# HRS2H

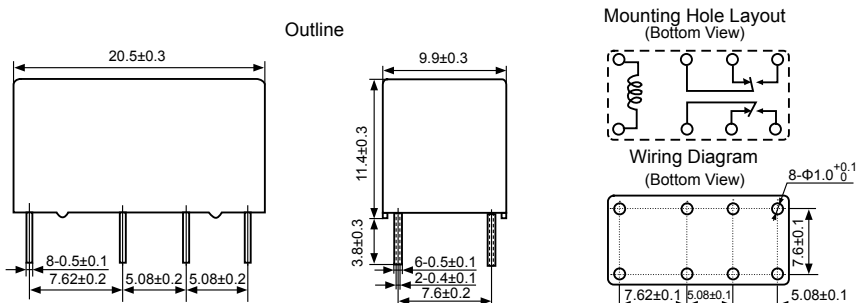
SIGNAL RELAY

## COIL DATA

Ambient Temperature: 23°C

Model	Nominal Voltage VDC	Coil Resistance $\Omega$ +/-10%	Operate Voltage $\leq$ VDC	Release Voltage $\geq$ VDC	Coil Power mW
HRS2H-S-DC3V-N	3	45	2.25	0.3	200
HRS2H-S-DC5V-N	5	125	3.75	0.5	
HRS2H-S-DC6V-N	6	180	4.5	0.6	
HRS2H-S-DC9V-N	9	405	6.75	0.9	
HRS2H-S-DC12V-N	12	720	9.0	1.2	
HRS2H-S-DC24V-N	24	2880	18.0	2.4	
HRS2H-S-DC48V-N	48	11520	36.0	4.8	150
HRS2H-S-DC3V-T	3	60	2.25	0.3	
HRS2H-S-DC5V-T	5	166	3.75	0.5	
HRS2H-S-DC6V-T	6	240	4.5	0.6	
HRS2H-S-DC9V-T	9	540	6.75	0.9	
HRS2H-S-DC12V-T	12	960	9.0	1.2	
HRS2H-S-DC24V-T	24	3840	18.0	2.4	
HRS2H-S-DC48V-T	48	15360	36.0	4.8	360
HRS2H-S-DC3V-B	3	25	2.25	0.3	
HRS2H-S-DC5V-B	5	69.4	3.75	0.5	
HRS2H-S-DC6V-B	6	100	4.5	0.6	
HRS2H-S-DC9V-B	9	225	6.75	0.9	
HRS2H-S-DC12V-B	12	400	9.0	1.2	
HRS2H-S-DC24V-B	24	1600	18.0	2.4	400
HRS2H-S-DC48V-B	48	5760	36.0	4.8	
HRS2H-S-DC3V	3	20	2.25	0.3	450
HRS2H-S-DC5V	5	55.6	3.75	0.5	
HRS2H-S-DC6V	6	80	4.5	0.6	
HRS2H-S-DC9V	9	180	6.75	0.9	
HRS2H-S-DC12V	12	320	9.0	1.2	
HRS2H-S-DC24V	24	1280	18.0	2.4	
HRS2H-S-DC48V	48	5120	36.0	4.8	

## OUTLINE, WIRING DIAGRAM, MOUNTING HOLE LAYOUT (UNIT: mm)



ISO9001, ISO/TS16949, ISO14001 Approved

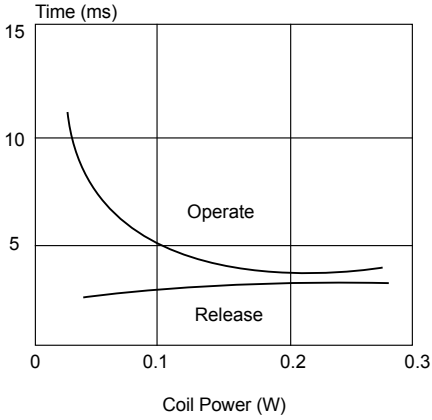
**HKE** HRS2H-199



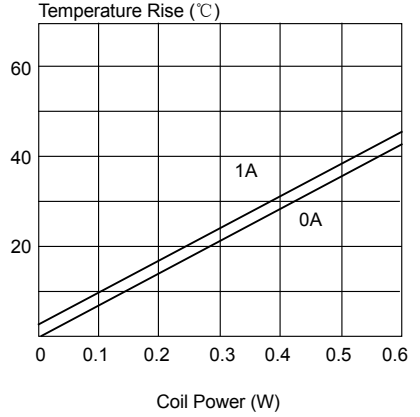
SIGNAL RELAY

## REFERENCE DATA

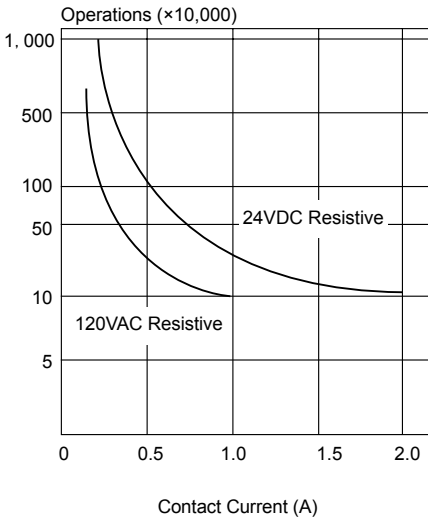
### Timing



### Coil Temperature Rise



### Life Curves



### Maximum Switching Power

