

▶ Cylinder Sensor

LY / LS Series

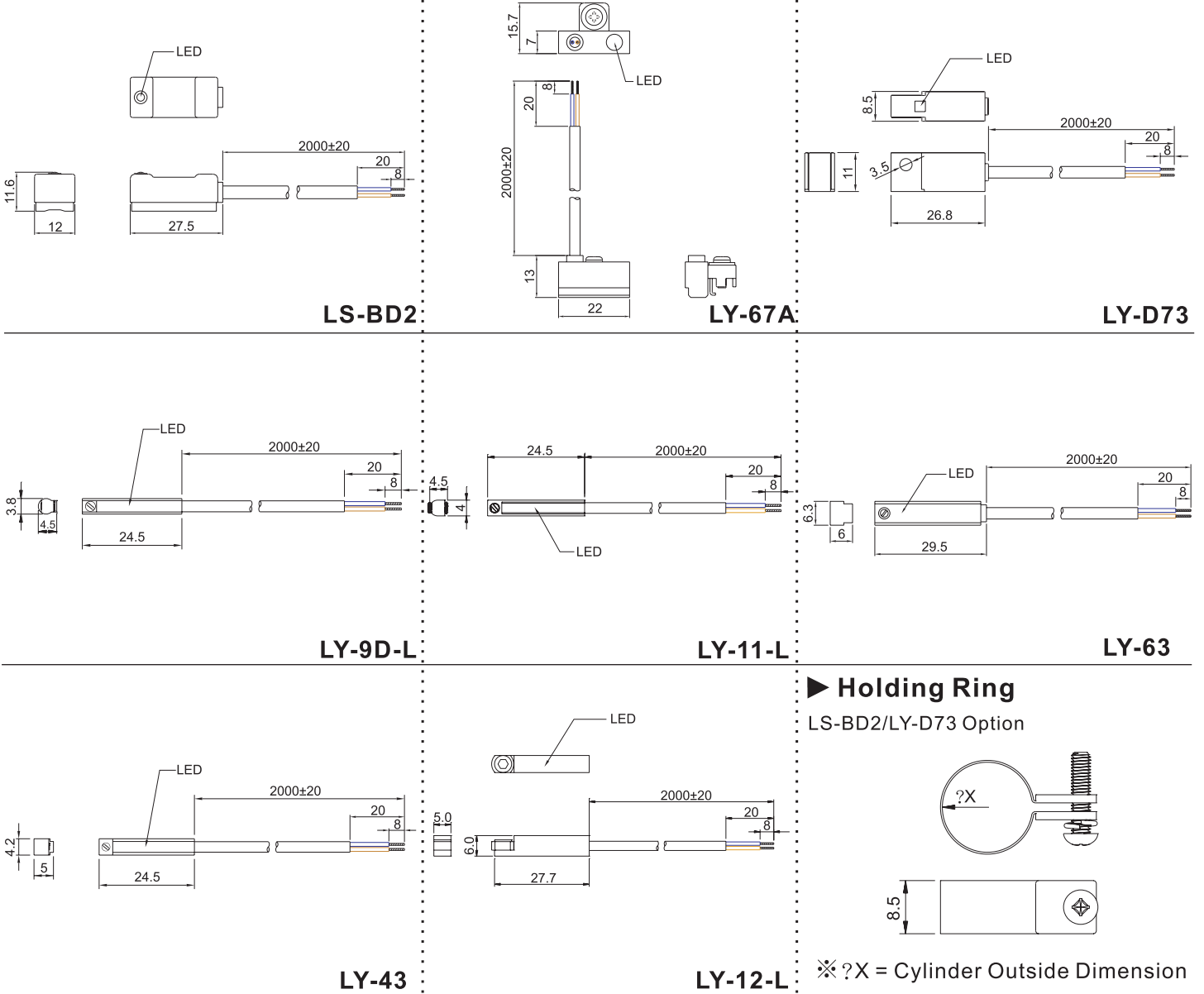
▶ Switch Specifications of LY / LS Series

Type	Unit	High Power	Low Power
· Wiring system three	—	Three wire type	Two wire type
· Load voltage	V	DC 5~30	DC/AC:5-220
· Load current	mA	500 max	30 max
· Internal voltage drop.	V	0.5 max	2.5 max
· Temperature range	°C	-10~70	
· Delay time	mS	ON+OFF <1	
· Lead wire	M	2	
· Protection degree	—	IP67	
· Output	—	N.O.	
· Indicator lamp	—	Green or Red	



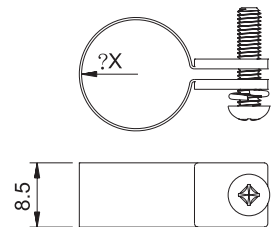
▶ Dimensions

Unit : mm Tolerance ±0.2



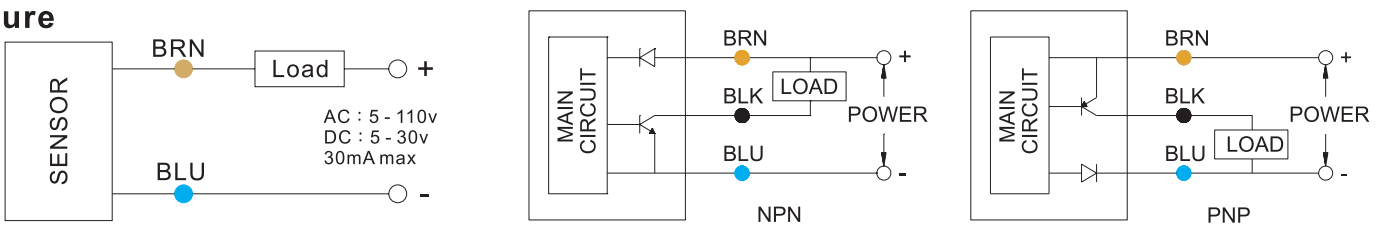
▶ Holding Ring

LS-BD2/LY-D73 Option



※ ?X = Cylinder Outside Dimension

▶ Figure



Sensor LY-12-L



- ◉ Material:ABS
- ◉ Color:Black
- ◉ Power Rating:10VA (Max)
- ◉ Load Current:500mA/30mA DC(Max)
- ◉ Load Voltage:5-30VDC/5-220VAC(Max)
- ◉ Type:High Power/Low Power

Description

- Cashtec Cylinder Sensors are used to detect the position of pistons in pneumatic cylinders. They are connected directly to the piston through the housing wall. In the tasks of some automation technologies, it is important to recognize the activity processes and positions of pneumatic cylinders correctly. For non-contact, wear-free position detection of a pneumatic cylinder piston position, typically two sensors are used to provide detection in both ways. The sensor features an all-encapsulated design with a metal housing that protects the internal components from hostile environments. The sensor is a reed, which makes this a very versatile alternative for sensing round- or tie-rod type linear actuators. The sensor comes standard with an indicator light that indicates the switching situation. They are extremely reliable even in applications involving severe vibration and shock stress, price competitive, economical, acid-resistant, UL certified and have an oil-proof cable. They are ...acterized by high sensitivity and precise switching, as well having practical mounting technology for pneumatic cylinders.
- The benefits of sensors include general consentience with either "hall effect" or "reed switch" cylinder magnet polarizations, reduction or elimination of double switch points, immunity to higher noise, and elimination of electrical contact wear, further including wide-ranging clamping styles.

Features

1. Load voltage : 5~30 VDC / 5-220 VDC / VAC
2. Load current : 500mA / 30mA
3. Internal voltage ... : 2.5V max
4. Temperature Range : -10°C to +70°C
5. Delay time : ON + OFF < 1 mS
6. Wire lead : 2 M
7. Protection degree : IP67
8. Output : N.O.
9. Cables available wire lead : 2 Meter, 3 Meter
10. Accessories round connectors

11. Electrical type DC
12. Housing material plastic
13. Special type (on request) reed switch
14. Easy Installation

Application

- LY-67A/ LY-67A-1 : Can work perfectly with an ultra thin compact clamping cylinder,
- LY-D73/LS-BD2 : Can work perfectly with a round cylinder,
- LY-63 : Can work perfectly with a twinrod cylinder and/or a rodless cylinder,
- LY-43/ LY-43-1 : Both can work perfectly with a gripper,
- LY-9D : To fix a sensor onto proper ditch