

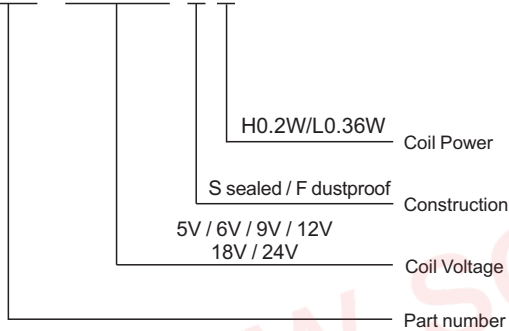
Features

- Miniature volume, PCB usage
- Double group individual load:1A
- Temperature range:-25°C/+55°C



Ordering Information

SRC-12VDC-S L



Contact Rating

Contact arrangement	A/C
Contact resistance	50mΩ (1A 6VDC)
Contact material	Silver alloy: AgCdO、AgSnO ₂ 、AgNi
Contact rating	1A/125VAC
Max switching voltage	125VAC
Max switching current	1A
Max switching power	125VA
Electrical endurance (frequency: 1800 ops/h)	1x10 ⁵ ops / 1x10 ⁴ ops
Mechanical endurance (frequency: 18000 ops/h)	1x10 ⁷ ops

Characteristics

Insulation system	A/B	
Insulation resistance	50MΩ (500VDC)	
Dielectric Strength	Between contacts and coil	500VAC 1 minute
	Between open contacts	500VAC 1 minute
Leakage current 1mA		500VAC 1 minute
Operate time(Under nominal voltage)	≤10ms	
Release time(Under nominal voltage)	≤10ms	
Humidity	85% RH (20°C)	
Ambient Temperature	-25°C~+55°C	
Shock resistance	Functional	98m/s ²
	Destructive	980m/s ²
Vibration resistance (Double amplitude)	10Hz~55Hz 1.5mm	
Weight	Approx 9g	
Construction	Sealed	

Remark:1)All above data is initial value

Coil Data

(at 20°C)

Power dissipation W	Voltage VDC	Current mA	Resistance Ω ± 10%	Pick-up voltage	Drop-out voltage	Max allowable
0.20W (H)	03	66	45	75%Max	10%Min	110%
	05	41	120			
	06	33	180			
	09	22.5	400			
	12	17	700			
	24	8.5	2800			
0.36W (L)	03	120	25	75%Max	10%Min	110%
	05	71	70			
	06	60	100			
	09	40	220			
	12	30	400			
	24	15	1600			


This product specification only for your reference, we will not notify you if we do any improvement. We reserve all the right for the final explanation



Web: www.songle.com www.songlerelay.com

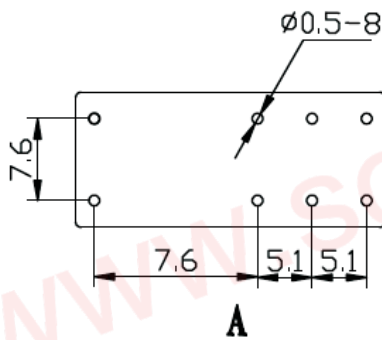
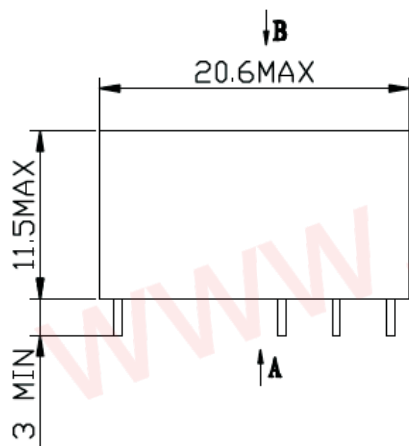
Add.: CW7, Zone A, Far East Industrial Park, Yuyao City, Zhejiang, China Zip Code: 315400

Safety Approval Ratings

 US E167996
1A 125VAC

OUTLINE DIMENSIONS ,WIRING DIAGRAM AND PC BOARD LAYOUT Unit:mm

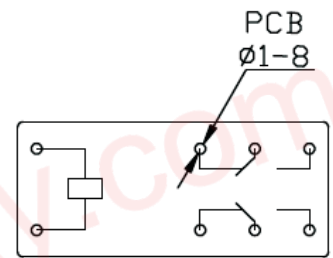
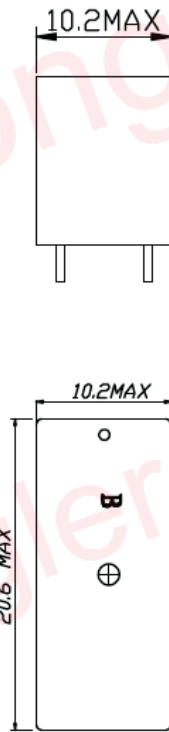
Physical installation diagram



(Bottom view)

Tolerance: ± 0.1 mm

PCB board diagram
(bottom view diagram)



Conversion 2C type

This product specification only for your reference. we will not notify you if we do any improvement. We reserve all the right for the final explanation