

PHILIPS

CertaDrive
LED drivers

Datasheet



CertaDrive 100W 24VDC 220/240V

The constant voltage driver for LED applications

High frequency, compact size and long lifetime. The constant voltage LED drivers, operation with 24VDC LED module, LED strip and other LED application where need 24VDC constant voltage.

Product features and benefits

- Optimal performance thanks to the dedicated LED solution
- Long lifetime, 45,000 hours
- Safe operation, SELV compliant, CB
- Complete protection, overload, short circuit, overheat protection
- Installation friendly, independent and Class II
- CQC, CE, CB certificate

Applications

- Hotel, partially light the space, living rooms, corridors
- Retail & shopping mall, cabinet or shelf lighting
- Restaurant, enhance the ambience, create the mood
- Decoration, create space and layers, light sculpture

Quality

We ensure optimum quality regarding:

- **System supplier**
As manufactures of lamps and gear, Philips ensures that, from the earliest development stage, optimum LED light source and gear performance is designed
- **International supplier**
Philips LED transformer fully comply with SELV standards, IEC 61347-1, IEC 61347-213

Electrical input data

Specification item	Value	Unit	Condition
Rated input voltage range	220 ... 240	Vac	Performance
Rated input voltage range	198 ... 264	Vac	Operational
Rated input frequency	50 ... 60	Hz	Performance
Rated input frequency	45 ... 66	Hz	Operational
Rated input current	0.51	A	230Vac, full load
Rated input power	115	W	230Vac, full load
Power factor	≥0.95		230Vac, full load
Power factor	≥0.90		230Vac, 50% load
Total harmonic distortion	≤20	%	230Vac, full load
Efficiency	≥88.5	%	230Vac, full load

Electrical output data

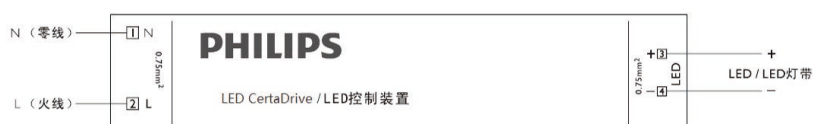
Specification item	Value	Unit	Condition
Regulation method	Constant Voltage		Rated output voltage: 24VDC
Output voltage range	23.0 ... 25.3	VDC	
Output current range	0.1 ... 5.2	ADC	
Output short-circuit current	<18 / 6.5	Ap / Arms	Hiccup mode
Output voltage ripple	<300	mVp-p	
Output power range	10...100	W	
Line regulation	<5	%	
Load regulation	<5	%	
Turn-on delay	<1.0	s	
Output voltage rise time	<50	ms	
Hold-up time	>10	ms	

Logistical data

Specification item	Value
Product name	CertaDrive 100W 24V 220V/240V
European Order Code	871869679695500
Logistic code 12NC	929001424206
Pieces per box	20pcs

Wiring & Connections

Specification item	Value	Unit	Condition
Input wire cross-section	0.75	mm ²	Solid wire, 300 +/- 10mm length
Input cable diameter	0.82	mm	
	18	AWG	
Input wire strip length	9	mm	
Output wire cross-section	0.75	mm ²	Solid wire, 300 +/- 10mm length
Output cable diameter	0.82	mm	
	18	AWG	
Output wire strip length	9	mm	
Maximum output cable length	1.0	m	CISPR15: between driver and LED module/strip

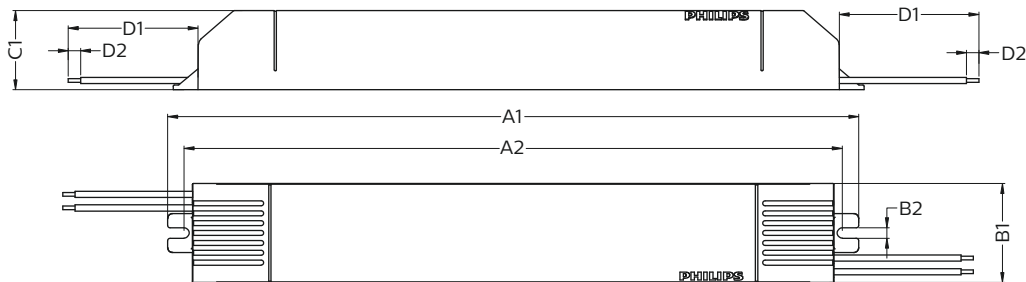


Insulation

Insulation	Mains	LED
Mains	N/A	SELV (double)
LED	SELV (double)	N/A

Dimensions and weight

Specification item	Value	Unit	Condition
Length (A1)	280	mm	
Width (B1)	40	mm	
Height (C1)	32	mm	
Fixing hole distance (A2)	266	mm	
Fixing hole diameter (B2)	4.2	mm	
Weight	455	gram	



	A1	A2	B1	B2	C1	D1	D2
100W	280	266	40	4.2	32	300±10	9±1

Operational temperatures and humidity

Specification item	Value	Unit	Condition
Driver ambient temperature	-20...+50	°C	
Maximum housing temperature	90	°C	
Relative humidity *	10...90	%	Non-condensing
Noise and hum	≤20	dB	
Driver IP rating	IP40		Driver is for build-in use

*: The Certadrive 100W/24VDC driver is intended for built-in indoor use only.
The driver should not be directly exposed to the elements like snow, water and ice.

Storage temperature and humidity

Specification item	Value	Unit	Condition
Ambient temperature	-40...+85	°C	
Relative humidity	10..95	%	Non-condensing

Lifetime

Specification item	Value	Unit	Condition
Rated driver lifetime	45,000	hours	Driver Tamb ≤45°C Maximum failures = 10%

Features

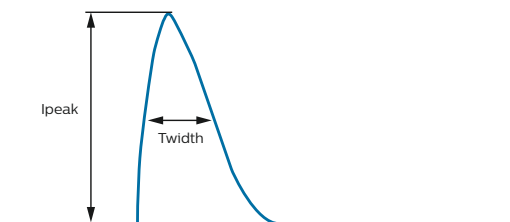
Specification item	Value	Remark	Condition
Open load protection	Yes		Automatic recovering
Short-circuit protection	Yes		Automatic recovering
Overheat protection	Yes		Automatic recovering
Overload protection	Yes		Automatic recovering
Hot wiring	Yes		
Suitable for insulation class applications	II		Per IEC60598

Certificates and standards

Specification item	Value
Approval marks	CE / CCC / SELV / CB / RoHS

Inrush current

Specification item	Value	Unit	Condition
Inrush current Ipeak	35	A	Input voltage 230Vac
Inrush current Twidth	320	µs	Input voltage 230Vac, measured at 50% Ipeak
Typical number of drivers	Max. 11	pcs	MCB 16A B type, mains impedance 200mΩ + 400µH



MCB	Rating	Relative number of LED drivers *
B	6A	37%
B	10A	63%
B	13A	81%
B	16A	100%
B	20A	125%
B	25A	156%
C	6A	63%
C	10A	104%
C	13A	135%
C	16A	170%
C	20A	208%
C	25A	260%
D	6A	125%
D	10A	104%
D	13A	135%
D	16A	170%
D	20A	208%

*: Please check that cable cross sectional area corresponds with MCB rating

Driver touch current

Specification item	Value	Unit	Condition
Typical touch current	<0.7	mA peak	Acc. IEC61347-1 at 230Vac 50/60Hz LED module contribution not included

Surge immunity

Specification item	Value	Unit	Condition
Mains surge immunity (diff. mode)	1.0 / 0.5	kV / kA	L-N, acc. IEC61000-4-5. 2 Ohm, 1,2/50µs, 8/20µs
Mains surge immunity (comm. mode)	2.0	kV	L/N – GND acc. IEC61000-4-5. 12 Ohm, 1,2/50µs, 8/20µs



©2017 Philips Lighting Holding B.V. All rights reserved. This document contains information relating to Philips Lighting product portfolio. Note that the information provided is subject to change. Philips Lighting does not give any representation or warranty as to the accuracy or completeness of the information included herein and shall not be liable for any action in reliance thereon. The information presented in this document is not intended as any commercial offer and does not form part of any quotation or contract. Trademarks are the property of Koninklijke Philips N.V., Philips Lighting Holding B.V. or their respective owners.

www.philips.com/xitanium