

PHILIPS

Xitanium

LED driver



Datasheet

Xitanium LED drivers – linear HV non-isolated

Xitanium 75W 0.12A-0.4A 220V 230V

9290 009 50706

Enabling future-proof LED technology

Xitanium LED drivers are designed to operate LED solutions for general lighting applications such as linear lighting, as well as down lighting and spot/accent lighting.

Reliability is enhanced by specific features that protect the connected LED module, e.g. hot wiring, reduced ripple current and thermal de-rating. Most drivers feature central DC operation.

In the coming years LEDs will continue to increase in efficiency, creating generation and complexity challenges for OEMs. With Xitanium LED drivers, flexibility in luminaire design is assured thanks to an adjustable output current. Application-oriented operating windows offer the flexibility required to provide the stable lumen output and light quality levels that lighting specifiers and architects demand.

Benefits

- High reliability underpinned by 5 year warranty
- Future-proof flexibility - application-oriented operating windows enable LED generation and complexity management
- Compatibility - adjustable output current enables operation of various LED solutions from different manufacturers or OEM own designs
- Flicker and noise free dimming with all Touch and DALI LED drivers due to amplitude dimming (AM)

Features

- Up to 95% efficiency, lowest cost and smallest dimensions
- Operating windows - output current can be adjusted via the Philips MultiOne configurator (TD drivers) or with a resistor outside the driver
- Reduced output ripple current and thermal de-rating for increased reliability
- Multiple versions - DALI dimmable & programmable, 1-10V dimmable, and fixed-output;
- All T5 form factors but various lengths
- For the iXt versions. longer life time (100khrs), improved surge and burst (4kV) and Tambient (-40°C to +60°C) specifications

Application

- 17W, 35W, 36W, 60W and 75W LED drivers for office applications
- 100W, 150W and 300W LED drivers for industry, warehouses, public areas, distribution centers and shopping malls

Electrical input data

Specification item	Value	Unit	Condition
Rated input voltage range	220...240	V _{ac}	Performance range
Rated input voltage	220	V _{ac}	
Rated input frequency range	50...60	Hz	Performance range
Rated input current	0.35	A	@ max output power @ rated input voltage
Rated input power	80	W	@ rated output power @ rated input voltage
Power factor	0.9		@ rated output power @ rated input voltage
Total harmonic distortion	20	%	@ rated output power @ rated input voltage
Efficiency	93.7	%	@ rated output power @ rated input voltage @ max. U _{out}
Rated input voltage DC range	186...250	V _{dc}	Performance range
Input voltage AC range	198...264	V _{ac}	Operational range
Input frequency AC range	45...66	Hz	Operational range
Input voltage DC range	168...275	V _{dc}	Operational range
Isolation input to output	No		

Electrical output data


Specification item	Value	Unit	Condition
Regulation method	Constant Current		
Output voltage	100...220	V _{dc}	
Output voltage max.	330	V	Maximum output voltage (rms)
Output current	0.12...0.4	A	
Output current tolerance ±	5	%	
Output current ripple LF	≤ 4	%	Ripple = peak / average, < 3kHz
Output P _{st} ^{LM}	≤ 0.05		
Output SVM	≤ 0.07		
Output power	21...75	W	

Electrical data controls input

Specification item	Value	Unit	Condition
Control method	Fixed		

Wiring and Connections

Specification item	Value	Unit	Type
Input wire cross-section	0.5...1.5 / 20...16	mm ² / AWG	WAGO744, solid wire
Input wire strip length	8...9	mm	
Output wire cross-section	0.5...1.5 / 20...16	mm ² / AWG	WAGO744, solid wire
Output wire strip length	8...9	mm	
Maximum cable length	2	m	Total length of wiring including LED module, one way

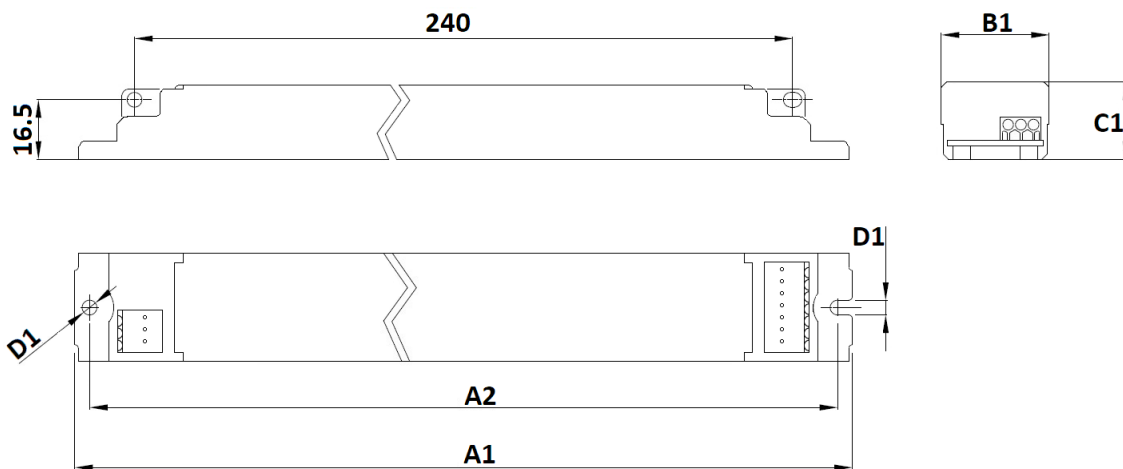


Insulation

Insulation per IEC61347-1	Input	Output+LEDset	Housing
Input		No	Basic
Output+LEDset	No		Basic
Housing	Basic	Basic	

Dimensions and weight

Specification item	Value	Unit	Tolerance (mm)
Length (A1)	280	mm	
Mounting hole distance (A2)	265	mm	
Width (B1)	30	mm	
Height (C1)	21	mm	
Mounting hole diameter (D1)	4.1	mm	
Weight	185	gram	



Logistical data

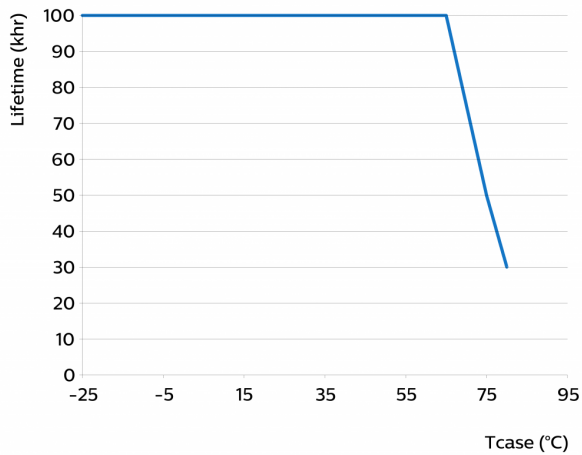
Specification item	Value
Product name	Xitanium 75W 0.12A-0.4A 220V 230V
EOC	871869644002500
Logistic code 12NC	9290 009 50706
EAN1 (GTIN)	8718696440025
EAN3 (box)	8718696440032
Pieces per box	24

Operational temperatures and humidity

Specification item	Value	Unit	Condition
Ambient temperature	-25...+50	°C	Higher ambient temperature allowed as long as T _{case-max} is not exceeded
T _{case-max}	80	°C	Maximum temperature measured at T _{case-point}
T _{case-life}	75	°C	Measured at T _{case-point}
Maximum housing temperature	110	°C	In case of a failure, inherent by design
Relative humidity	10...90	%	Non-condensing

Lifetime

Specification item	Value	Unit	Condition
Driver lifetime	50,000	hours	Measured temperature at Tcase-point is Tcase-life. Maximum failures = 10%



Storage temperature and humidity

Specification item	Value	Unit	Condition
Ambient temperature	-25...+85	°C	
Relative humidity	5...95	%	Non-condensing

Programmable features

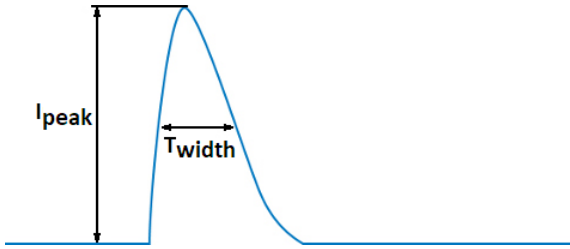
Specification item	Available	Default setting	Condition
Set Adjustable Output Current (AOC)	LEDset	120 mA	Set the output current via LEDset, do not leave open / short-circuit. See Design-In Guide for resistor value table.
LED Module Temperature Protection (MTP)	No		
Constant Light Output (CLO)	No		
DC emergency (DCemDim)	No		With a DC mains the output current is equal to the AOC value

Features

Specification item	Value	Condition
Open load protection	Yes	Automatic recovering
Short circuit protection	Yes	Automatic recovering
Over power protection	Yes	Automatic recovering
Hot wiring	No	
Suitable for fixtures with protection class	I	per IEC60598
Energy metering (DALI part 252)	No	
Diagnostics	No	

Inrush current

Specification item	Value	Unit	Condition
Inrush current	19	A	Input voltage 220V
Inrush peak width	280	μ s	Input voltage 220 V, measured at 50% height
Drivers / MCB 16A type B	≤ 24	pcs	Indicative value



Please refer to the driver design in guide if you use other MCB-types.

Driver touch current / protective conductor current

Specification item	Value	Unit	Condition
Typical Protective Conductor Current (ins. Class I)	0.3	mA rms	Acc. IEC60598-1. LED module contribution not included

Surge immunity

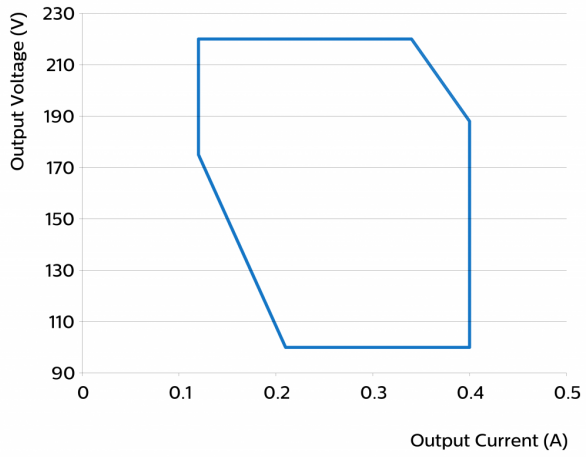
Specification item	Value	Unit	Condition
Mains surge immunity (diff. mode)	1	kV	Acc. IEC61000-4-5. 2 Ohm, 1.2/50us, 8/20us
Mains surge immunity (comm. mode)	2	kV	Acc. IEC61000-4-5. 12 Ohm, 1.2/50us, 8/20us

Application Info

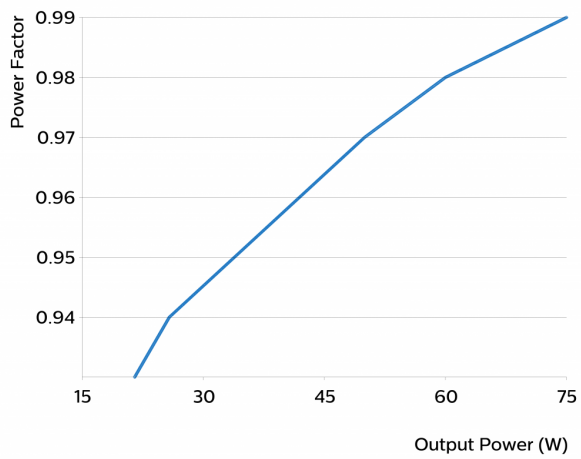
Specification item	Value
Approval marks	BIS / CCC / CE / EAC / EL / ENEC / KC / RCM / TISI / UA
Ingress Protection classification (IP)	20
Application	Indoor Linear
Mounting Type	Built-in

Graphs

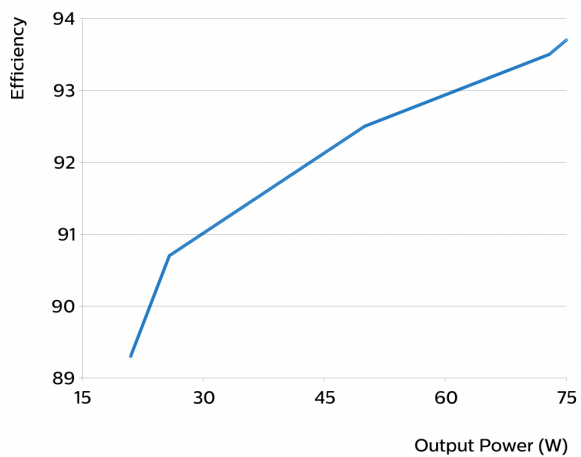
Operating window



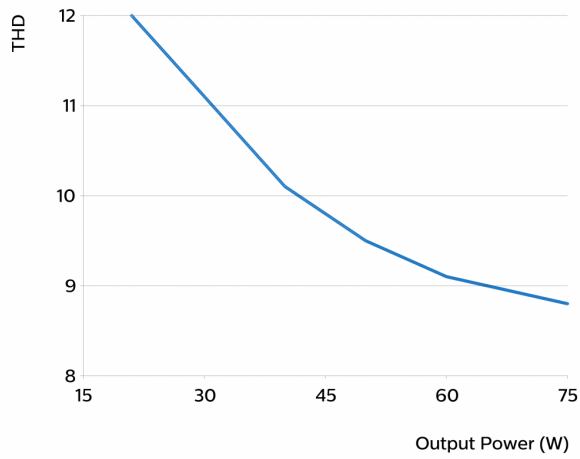
Power factor versus output power



Efficiency versus output power



THD versus output power



©2021 Signify Holding, IBRS 10461, 5600 VB, NL. All rights reserved.
UK importer address: Signify Commercial UK Limited, 3, Guildford Business Park, GU2 8XG.

The information provided herein is subject to change without notice. Signify does not give any representation or warranty as to the accuracy or completeness of the information included herein and shall not be liable for any action in reliance thereon. The information presented in this document is not intended as any commercial offer and does not form part of any quotation or contract, unless otherwise agreed by Signify.

Philips and the Philips Shield Emblem are registered trademarks of Koninklijke Philips N.V. All other trademarks are owned by Signify Holding or their respective owners.

Date of release: August 20, 2021 v5

www.philips.com/oem