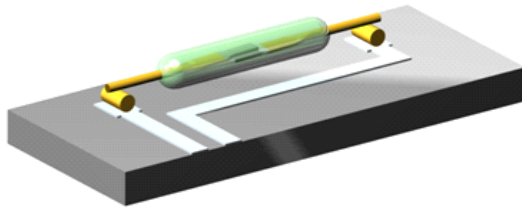


PMC-1001T



PMC-1001T

Standard SMD Reed Switch
pitch 15.0 mm

Electrical Characteristics @ 25 °C

Contact form		A
Contact material		Ru
Contact rating max.	W / VA	10
Switching voltage max.	VDC	180
	VAC	130
Switching current max.	A	0.7
Carry current max.	A	1
Breakdown voltage min.	VDC	200
Contact resistance max. (initial)	mΩ	200
Insulation resistance min.	Ω	10 ⁹

Magnetical Characteristics (of unmodified Reed Switch) @ 25 °C

Pull in range available	AT	10 - 25
Drop out min.	AT	4
Test coil	TC	010
Test equipment tolerance	± AT	2

Operating Characteristics @ 25 °C

Switching frequency max.	Hz	500
Resonant frequency typ.	Hz	5000
Operate time max. (incl. bounce)	ms	0.5
Release time max.	ms	0.3

Environmental Characteristics

Operating temperature	°C	-40 to +125
Storage temperature	°C	-40 to +125
Soldering temperature max.	°C	300
Vibration (50-2000 Hz)	g	20
Shock (1/2 sin 11 ms)	g	100
Lead tensile strength min.	kg	3

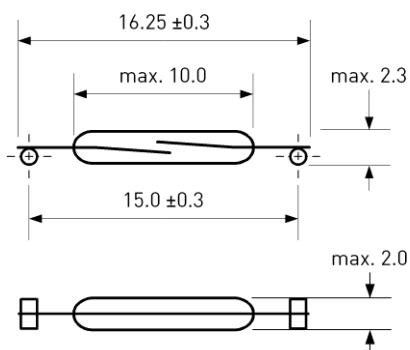
Features

- > Small size
- > Minimum height above PCB
- > Over 1 billion reliable operations at dry circuits or low level loads
- > Suitable for lead-free soldering
- > Suitable for automated assembly
- > Tape & reel packaging
- > Various sensitivity ranges available

Approvals



Dimensions in mm



Position of contact blades not defined.

Ordering Information

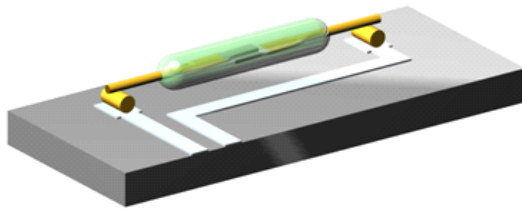
Packing Unit	5000 pcs
Weight per piece	0.07 g
Weight per package	800 g
Reel size	13 inches
Standard AT ranges	

10 to 15 AT
15 to 20 AT
20 to 25 AT

Ordering example

PMC-1001T1520 describes
PMC-1001T with 15 to 20 AT.

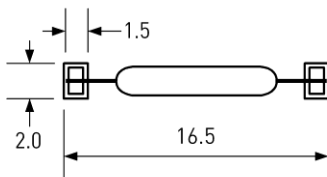
PMC-1001T




PMC-1001T

Standard SMD Reed Switch
pitch 15.0 mm

Recommended PCB Layout in mm

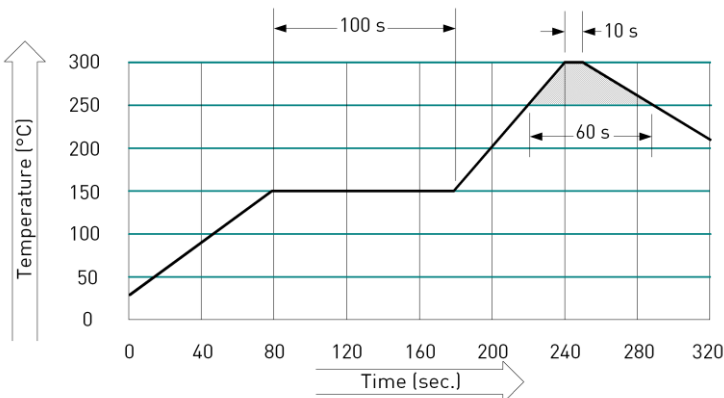


Pad sizes



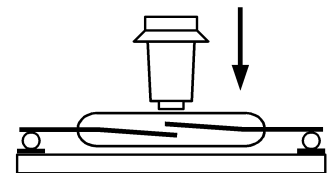
Final assembly position

Soldering Information



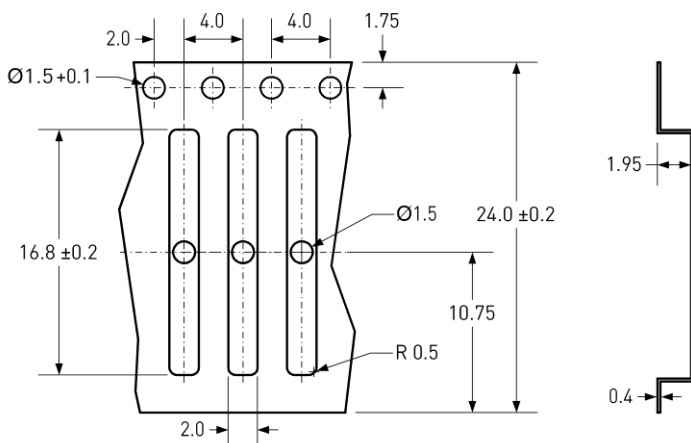
Mounting Force

Recommended Mounting Force	3 N
Maximum Mounting Force	8 N



Tape Dimensions in mm

Tolerance ± 0.1 unless otherwise specified



Remarks

When placed onto ferromagnetic parts switching distance of PMC-1001T may reduce.

Electromagnetical influences and magnetic fields may change the switching behaviour of the SMD Reed Switch.