

REV.	DESCRIPTION	DRAWN	CHECKED	APPROVED
A	NEW RELEASE	LJH 09/20/05'		

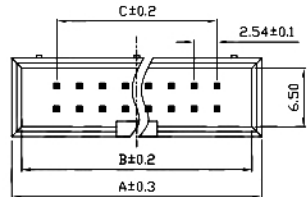
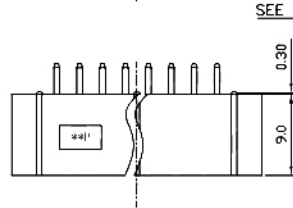
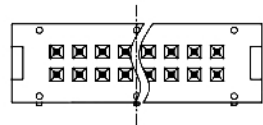
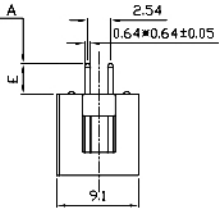


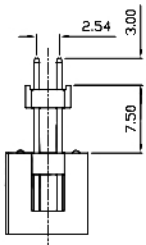
TABLE A

TYPE	DIM.	E
TYPE 1(PIN LENGTH 11.50mm)		3.10
TYPE 2(PIN LENGTH 16.50mm)		8.00

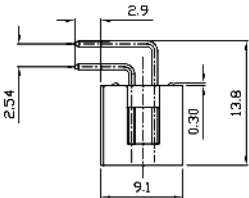
SEE TABLE A



V/T TYPE



Elevator TYPE



R/A TYPE

NOTES:

- ELECTRICAL CHARACTERISTICS:
  - CONTACT RESISTANCE: 20mΩ Max. INITIAL
  - DIELECTRIC WITHSTANDING VOLTAGE: 500V AC(rms) FOR 1 MINUTE.
  - INSULATION RESISTANCE: 1000MD Min.
- ENVIRONMENT CHARACTERISTICS:
  - OPERATING TEMPERATURE: 0°C~+85°C.
  - STORAGE TEMPERATURE: -20°C~+70°C.

Dimension

Position	A	B	C
10	20.30	18.10	10.16
12	22.84	20.64	12.70
14	25.38	23.18	15.24
16	27.92	25.72	17.78
20	33.00	30.80	22.86
26	40.62	38.42	30.48
30	45.70	43.50	35.56
34	50.78	48.58	40.64
40	58.40	56.20	48.26
50	71.10	68.90	60.96
60	83.80	81.60	73.66
64	88.88	86.68	78.74

GENERAL TOLERANCE

X.	±0.60
.X	±0.38
.XX	±0.25

ANGLE TOLERANCE

X.	±5°
.X	±3°
.XX	±2°

PROJECTION



TITLE

BOX HEADER PITCH 2.54mm

UNITS

mm

SHEET SIZE

A4

SERIES

2	CONTACT		COPPER ALLOY	GOLD FLASH	DRAWING TYPE	CUSTOMER		
1	HOUSING		THERMOPLASTIC	UL 94 V-0	SCALE	1:1	SHEET	1 OF 1
ITEM	PART NAME	PART NO.	MATERIALS	FINISHED	DRAWING NO.			