

HIGH VOLTAGE POWER SCHOTTKY RECTIFIER

MAIN PRODUCT CHARACTERISTICS

I_{F(AV)}	2 x 15 A
V_{RRM}	60 V
T_j (max)	150°C
V_F (max)	0.75 V

FEATURES AND BENEFITS

- Negligible switching losses
- Low forward voltage drop
- Low capacitance
- High reverse avalanche surge capability.

DESCRIPTION

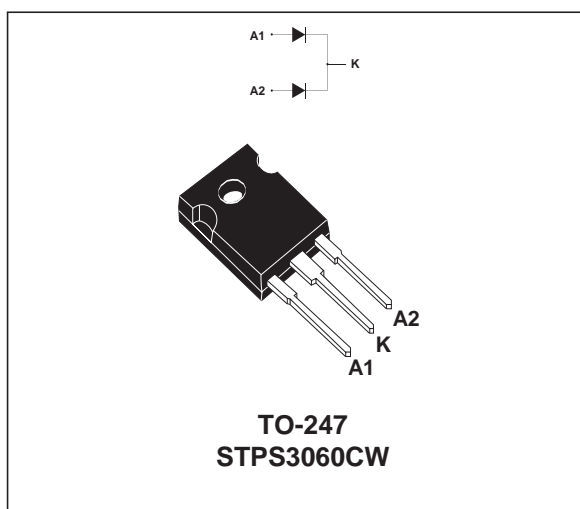
High voltage dual Schottky rectifier suited for switchmode power supplies and other power converters.

Packaged in TO-247, this device is intended for use in medium voltage operation, and particularly, in high frequency circuitries where low switching losses and low noise are required.

ABSOLUTE RATINGS (limiting values, per diode)

Symbol	Parameter		Value	Unit
V _{RRM}	Repetitive peak reverse voltage		60	V
I _{F(RMS)}	RMS forward current		Per diode 30	A
I _{F(AV)}	Average forward current δ = 0.5	T _c = 130°C	Per diode 15 Per device 30	A
I _{FSM}	Surge non repetitive forward current		Per diode 200	A
I _{RRM}	Repetitive peak reverse current	t _p = 2 μs F = 1kHz	Per diode 1	A
I _{RSM}	Non repetitive peak reverse current		Per diode 1	A
T _{stg}	Storage temperature range		- 65 to + 150	°C
T _j	Maximum operating junction temperature *		150	°C
dV/dt	Critical rate of rise of reverse voltage		1000	V/μs

* : $\frac{dP_{tot}}{dT_j} < \frac{1}{R_{th}(j-a)}$ thermal runaway condition for a diode on its own heatsink



THERMAL RESISTANCES

Symbol	Parameter		Value	Unit
R _{th(j-c)}	Junction to case		Per diode	°C/W
			Total	
R _{th(c)}	Coupling		0.1	°C/W

When the diodes 1 and 2 are used simultaneously :
 $\Delta T_j(\text{diode 1}) = P(\text{diode 1}) \times R_{th(j-c)}(\text{Per diode}) + P(\text{diode 2}) \times R_{th(c)}$

STATIC ELECTRICAL CHARACTERISTICS (per diode)

Symbol	Parameter	Tests Conditions		Min.	Typ.	Max.	Unit
I _R *	Reverse leakage current	T _J = 25°C	V _R = V _{RRM}			150	μA
		T _J = 125°C				100	mA
V _F *	Forward voltage drop	T _J = 25°C	I _F = 15 A			0.85	V
		T _J = 125°C	I _F = 15 A		0.65	0.75	
		T _J = 25°C	I _F = 30 A			1.05	
		T _J = 125°C	I _F = 30 A		0.80	0.90	

Pulse test: * tp = 5ms, δ < 2%
 **tp = 380μs, δ < 2%

To evaluate the maximum conduction losses use the following equation :
 $P = 0.6 \times I_{F(AV)} + 0.01 I_{F(RMS)}^2$

Fig. 1: Conduction losses versus average current (per diode).

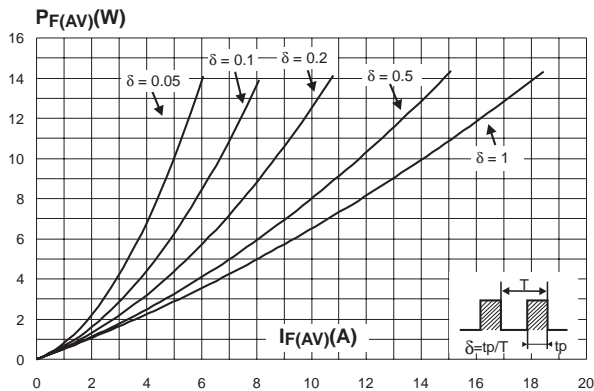


Fig. 2: Average forward current versus ambient temperature (δ=0.5, per diode).

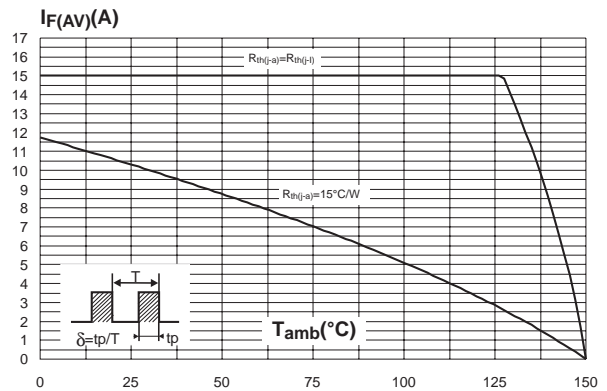


Fig. 3: Non repetitive surge peak forward current versus overload duration (maximum values, per diode).

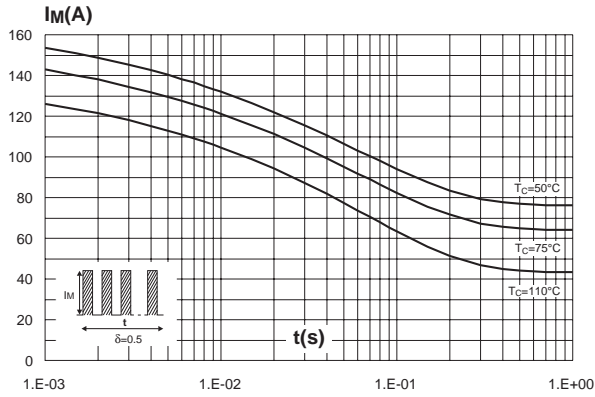


Fig. 4: Relative variation of thermal impedance junction to case versus pulse duration.

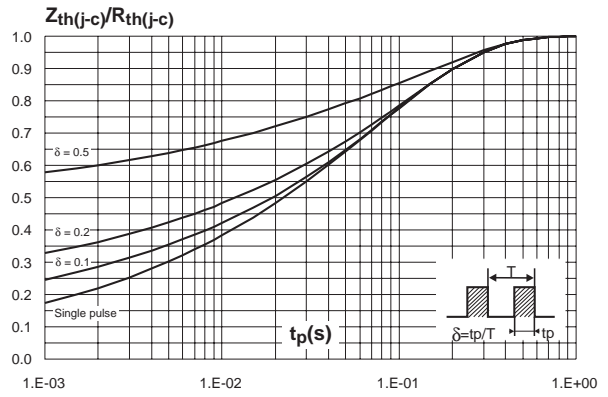


Fig. 5: Reverse leakage current versus reverse voltage applied (typical values, per diode).

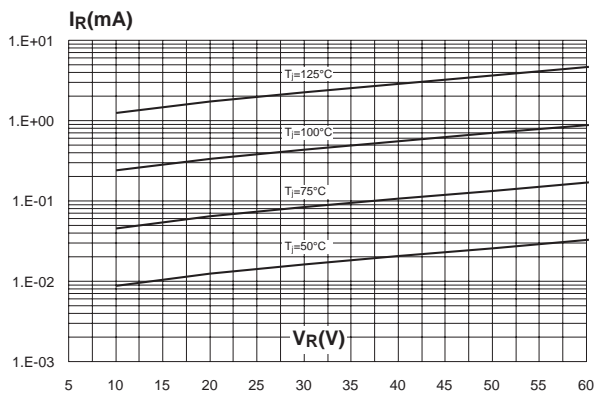


Fig. 6: Junction capacitance versus reverse voltage applied (typical values, per diode).

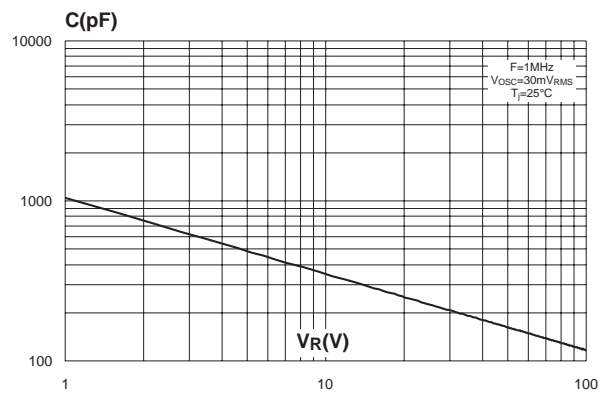
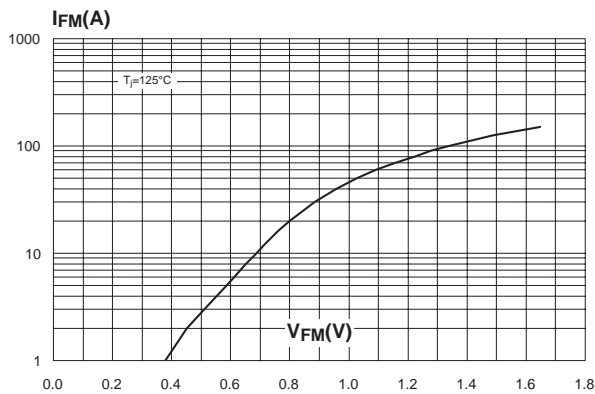


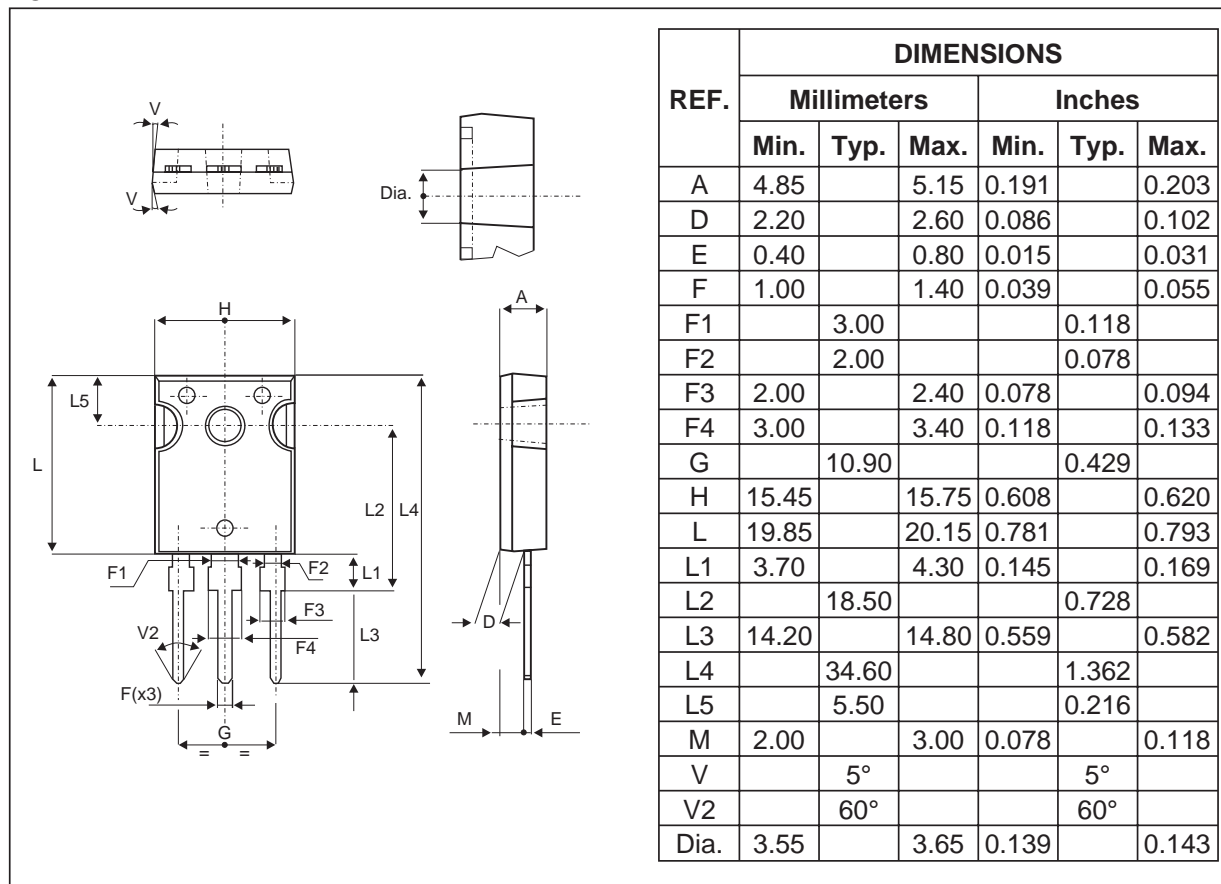
Fig. 7: Forward voltage drop versus forward current (maximum values, per diode).



STPS3060CW

PACKAGE MECHANICAL DATA

TO-247



- Cooling method : C
- Recommended torque value : 0.8m.N
- Maximum torque value : 1.0m.N

Ordering type	Marking	Package	Weight	Base qty	Delivery mode
STPS3060CW	STPS3060CW	TO-247	4.4 g	50	Tube

- Epoxy meets UL94,V0

Information furnished is believed to be accurate and reliable. However, STMicroelectronics assumes no responsibility for the consequences of use of such information nor for any infringement of patents or other rights of third parties which may result from its use. No license is granted by implication or otherwise under any patent or patent rights of STMicroelectronics. Specifications mentioned in this publication are subject to change without notice. This publication supersedes and replaces all information previously supplied. STMicroelectronics products are not authorized for use as critical components in life support devices or systems without express written approval of STMicroelectronics.

The ST logo is a registered trademark of STMicroelectronics.

All other names are the property of their respective owners.

© 2003 STMicroelectronics - All rights reserved.

STMicroelectronics GROUP OF COMPANIES

Australia - Belgium - Brazil - Canada - China - Czech Republic - Finland - France - Germany - Hong Kong - India - Israel - Italy - Japan - Malaysia - Malta - Morocco - Singapore - Spain - Sweden - Switzerland - United Kingdom - United States

www.st.com

