


## DATASHEET

### L50 Highbay Lens

**S01.01.01.087 \_SS-50X50-4-25**

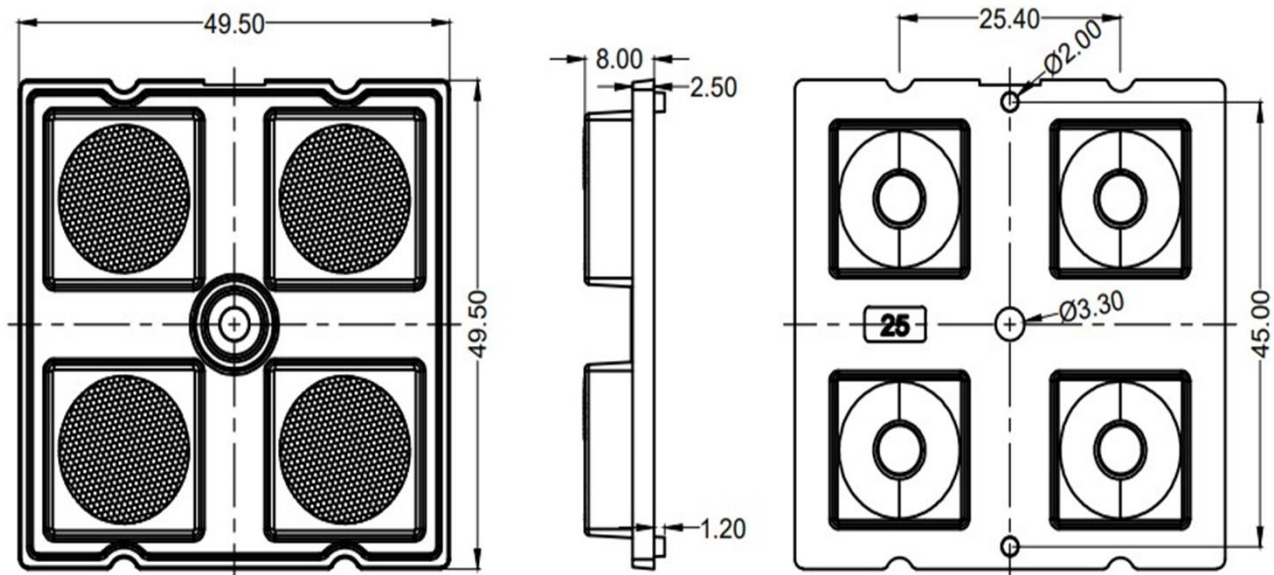
#### 1.General Information

- ✓ Lens Material: PC
- ✓ Size: 50X50MM
- ✓ Beam angle: 25°
- ✓ Compatibility: 3535 (CREE XTE/XPE/XPG)
- ✓ Efficiency: 92%
- ✓ Fasten: Screw
- ✓ IP class: N/A
- ✓ Seal: N/A
- ✓ RoHS: YES
- ✓ Color: Matt



#### 2.MECHANICAL SPECIFICATION

UNIT:MM



## 3.OPTICAL DATA

### 1) Simulation Data

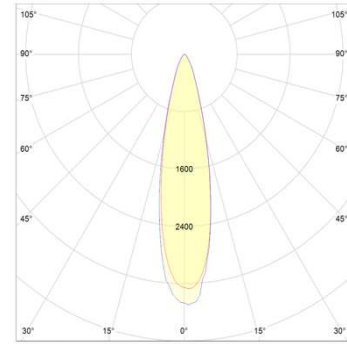
Brand: CREE

LED model: 3535

Light colour: White

FWTM: H50°,V49.6°

FWHM: H24.4°,V23.8°



### 2) Test Data

Brand: Not simulate

LED model: Not simulate

Light colour: Not simulate

FWTM: Not simulate

FWHM: Not simulate

## 4.Usage and Maintenance

1) If necessary, clean lenses with mild soap, water and soft cloth.

2) Never use any commercial cleaning solvents on lenses, like alcohol.

3) 3) Please handle lens with wearing gloves, skin oils may damage lens or its optical characteristic.

## 5.Note

Please test the data again before using. The chart data is for reference only.