

DS,DA,DP Series Dip Switches

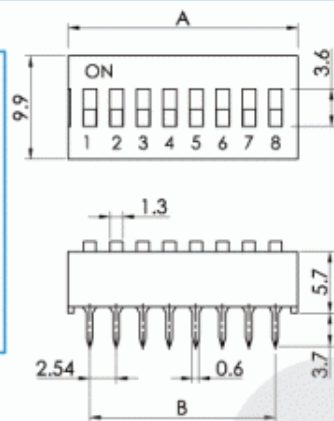

SPECIFICATION:

1. Non-switching rating : 100mA 50V DC.
2. Switching rating : 25mA 24V DC.
3. Contact resistance : 50mΩ Max.(initial)
4. Insulation resistance : 100MΩ Min.at 500V DC.
5. Withstand voltage : 500V AC for 1 minute.
6. Electrical life : 2,000 Cycles.
7. Operating force : 800g Max.
8. Stroke : 2mm.
9. Base : PBT UL-94V-0.
10. Terminal : Phosphor bronze with gold plated.

HOW TO ORDER

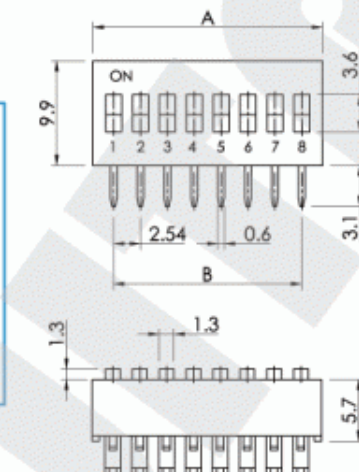

MODEL NO.	+	ACTUATOR (HANDLE)	-	POSITION	+	COVER COLOR	+	MARKING	+	SEAL
DS : Slide type DA : Right angle type DP : Piano type		□ : Raised type (standard) R : Recessed type (only for DS & DA series) L : Long key (only for DP series)		01 : 1 position (for DS only) 02 : 2 positions 12 : 12 positions		R : Red BU : Blue K : Black		□ : Marking N : No marking		□ : Regular T : Top tape sealed

DS(R) SERIES



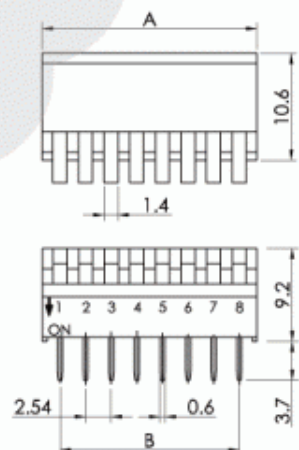

	DS SERIES	DSR SERIES	P.C.B. LAYOUT									
Positions NO	1	2	3	4	5	6	7	8	9	10	12	
A	mm	3.84	6.08	8.92	11.16	13.70	16.24	19.08	21.32	24.16	26.40	31.48
B	mm	—	2.54	5.08	7.62	10.16	12.70	15.24	17.78	20.32	22.86	27.94

DA(R) SERIES



	DA SERIES	DAR SERIES	P.C.B. LAYOUT									
Positions NO	2	3	4	5	6	7	8	9	10	12		
A	mm	6.08	8.92	11.16	13.70	16.24	19.08	21.32	24.16	26.40	31.48	
B	mm	2.54	5.08	7.62	10.16	12.70	15.24	17.78	20.32	22.86	27.94	

DP(L) SERIES



	DP SERIES	DPL SERIES	P.C.B. LAYOUT									
Positions NO.	2	3	4	5	6	8	10	12				
A	mm	6.26	9.06	11.34	13.88	16.42	21.50	26.58	31.66			
B	mm	2.54	5.08	7.62	10.16	12.70	17.78	22.86	27.94			

DI,DM Series Dip Switches

SPECIFICATION:

1. Non-switching rating : 100mA 50V DC.
2. Switching rating : 25mA 24V DC.
3. Contact resistance : 50mΩ Max.(initial)
4. Insulation resistance : 100MΩ Min.at 500V DC.
5. Withstand voltage : 500V AC for 1 minute.

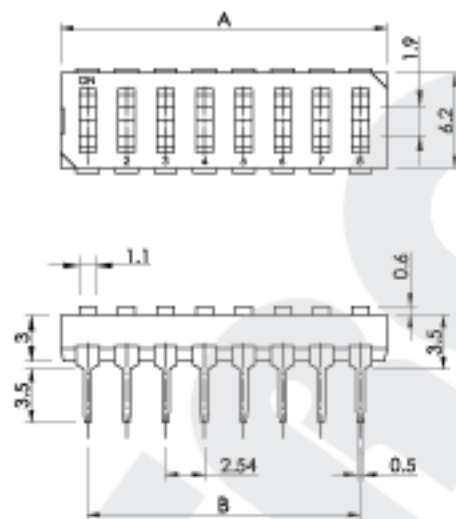

6. Electrical life : 2,000 Cycles.
7. Operating force : 600g Max.
8. Stroke : 0.9 mm.
9. Base : Nylon UL-94V-0.
10. Terminal : Brass with gold plated.

HOW TO ORDER

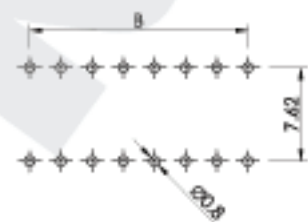
MODEL NO.	+	ACTUATOR (HANDLE)	-	POSITION	+	TERMINAL SHAPE	+	FINISH	+	SEAL
DI : Insertable type DM : Surface mounting type		<input type="checkbox"/> Raised type <input type="checkbox"/> R: Recessed type		01 : 1 position 02 : 2 positions 1 : 12 : 12 positions		<input type="checkbox"/> Regular S : Splay terminal H : Straight terminal] (For DI Series Only)		G : Gold plated		<input type="checkbox"/> Regular T : Top tape sealed (For recessed type)

✦ End Stackable

DI, DIR SERIES



P.C.B. LAYOUT



TERMINAL SHAPE



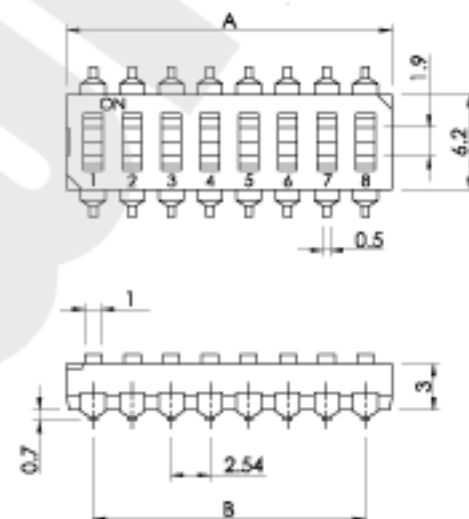
Positions NO	1	2	3	4	5	6	7	8	9	10	12	
A	mm	3.48	6.02	8.56	11.10	13.64	16.18	18.72	21.26	23.80	26.34	31.42
B	mm	—	2.54	5.08	7.62	10.16	12.70	15.24	17.78	20.32	22.86	27.94

✦ End Stackable

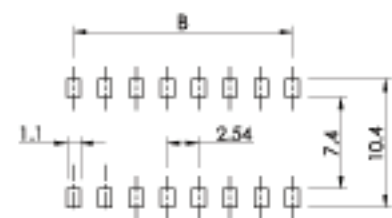
DM, DMR SERIES



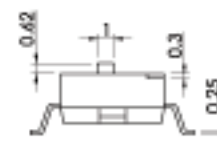
800 PCS/REEL



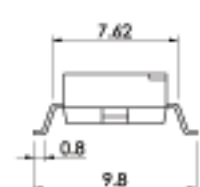
P.C.B. LAYOUT



DM SERIES



DMR SERIES



Positions NO	2	3	4	5	6	7	8	9	10	12	
A	mm	6.02	8.56	11.10	13.64	16.18	18.72	21.26	23.80	26.34	31.42
B	mm	2.54	5.08	7.62	10.16	12.70	15.24	17.78	20.32	22.86	27.94

DSPV , DSHP Series Dip Switches

SPECIFICATION:

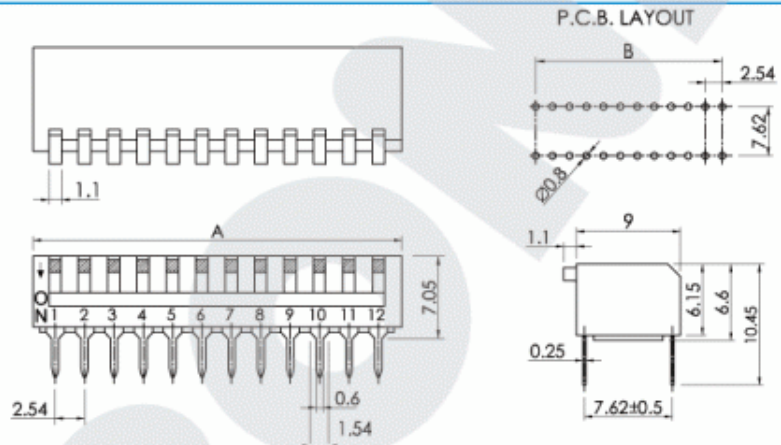

1. Non-switching rating : 100mA 50V DC.
2. Switching rating : 25mA 24V DC.
3. Contact resistance : 50mΩ Max.(initial)
4. Insulation resistance : 100MΩ Min at 500V DC.
5. Withstand voltage : 500V AC for 1 minute.

6. Mechanical life : 2,000 Cycles Min.
7. Operating force : 1,000g Max.
8. Material pad : Nylon UL-94V-0.
9. Material cover : PPS UL-94V-0.
10. Terminal : Brass with gold plated.

HOW TO ORDER

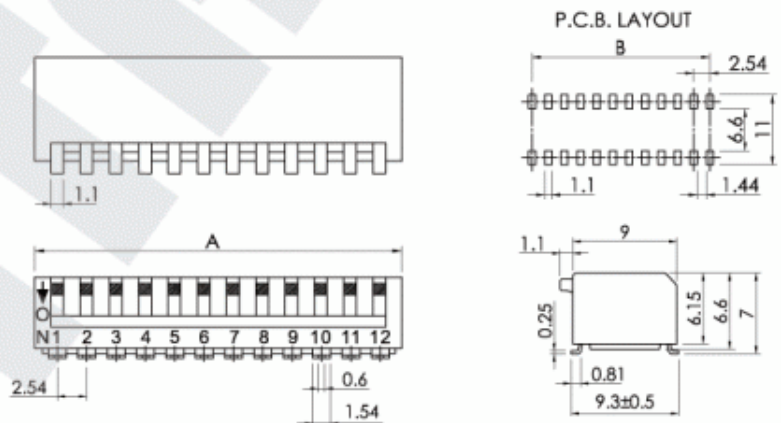
MODEL NO.	+	POSITION	-	ACTUATOR (HANDLE)	+	TERMINAL SHAPE	+	FINISH	+	PACKING
DSPV : Tiny piano DSHP : 1.27mm pitch SMD type		02 : 2 positions 1 12 : 12 positions		L : Extension (for DSPV only) S : Low profile W/O tape T : Tape sealed (for DSHP only)		H : Straight terminal (for DSPV only) S : SMD type terminal		GE : 3μ Gold plated		R : Reel T : Tube

DSPV SERIES



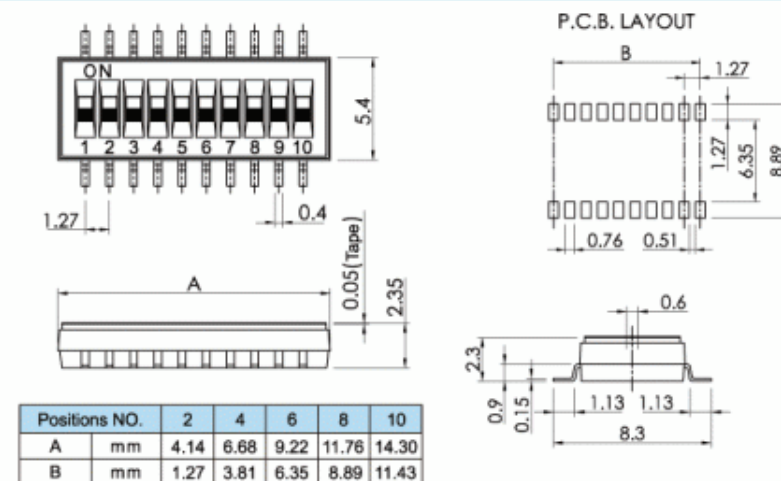

Positions NO.	2	3	4	5	6	7	8	9	10	12	
A	mm	6.48	9.02	11.56	14.10	16.64	19.18	21.72	24.26	26.80	31.88
B	mm	2.54	5.08	7.62	10.16	12.70	15.24	17.78	20.32	22.86	27.94

DSPV SERIES



500 PCS/REEL

DSHP SERIES Half pitch 1.27mm



2000 PCS/REEL