



# HJR-3FF

## SPECIFICATION

FILE NUMBER: P-08KA501A

DATE: 2001/11/02



### ■ Features

10A switching capability

Small footprint

Sealed type available

### ■ CONTACT DATA

Contact Form	1A/1C	
Contact Material	AgCdO	AgSnO
Contact Ratings	1A:10A 240VAC, 15A 12VDC(TUV) 12A 120VAC/24VDC	1C: 7A 240VAC/10A 120VAC/24VDC 5A 240VAC(TUV)
Max Switching Voltage	250VAC/30VDC	
Max Switching Current	15A	
Max Switching Power	2770VA/240W	
Contact Resistance	100m Ω Max	at 6VDC 1A
Life Expectancy Electrical	100,000	Operations(at30Operations/minute)
Machanical	10,000,000	Operations

### ■ GENERAL DATA

Insulation Resistance	100M Ω Min at 500VDC	
Dielectric Strength Between Open Contacts	750VAC(for one minute)	
Between Contacts and coil	1500VAC(for one minute)	
Operate Time	10ms	
Release Time	5ms	
Temperature Range	-40°C to+70 °C	
Shock Resistance	Operating Extremes	10G
	Damage Limits	100G
Vibration Resistance	10-50Hz 1.5mm	
Humidity	40—85%	
Weight	Approx 10g	
Safety Standard	UL:E 173485 TUV:R 9859574,CH0062184-2001	

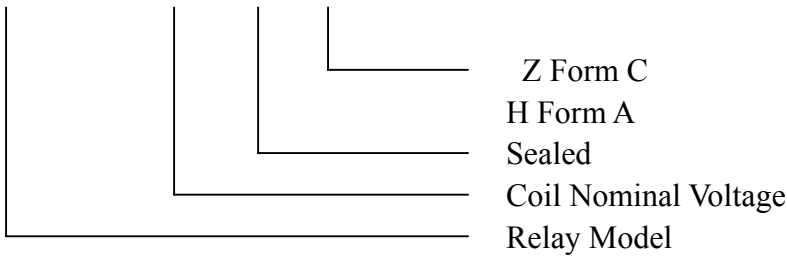


■ COIL DATA

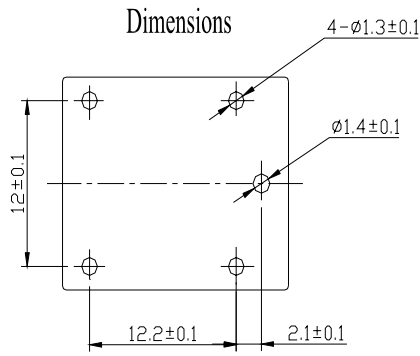
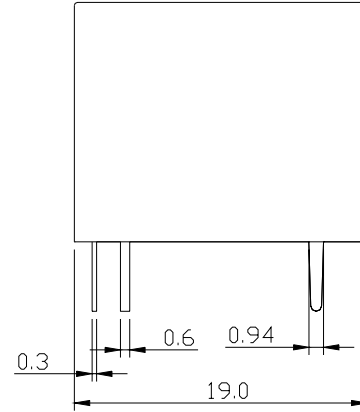
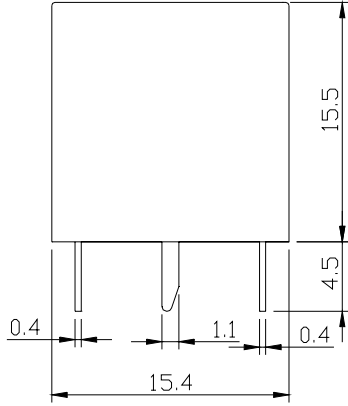
Nominal Voltage (VDC)	Coil Resistance at 20±10% (Ω)		Max Operate Voltage VDC	Min Release Voltage VDC	Max Applicable Voltage VDC
	0.36W	0.45W			
3	25 Ω		2.25	0.3	3.9
5	70 Ω		3.75	0.5	6.5
6	100 Ω		4.5	0.6	7.8
9	225 Ω		6.75	0.9	11.7
12	400 Ω		9	1.2	15.6
18	900 Ω		13.5	1.8	23.4
24	1600 Ω		18	2.4	31.2
48	6400Ω ±15%	5100Ω ±15%	36	4.8	62.4

■ ORDERING CODE

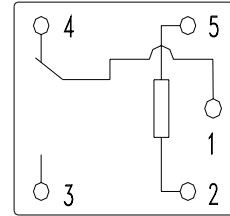
HJR-3FF--12VDC-S---Z



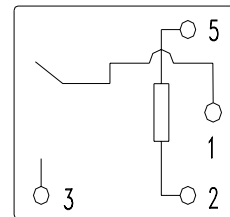
OVERALL AND MOUNTING DIMENSIONS



Terminal Arrangement/  
Internal Connections  
(Bottoms view)



Form C



Form A